1801269-1 ✔ ACTIVE

MQS

TE Internal #: 1801269-1

30 Position, Gray, Cover Assembly, PBT GF20, 90 ° Cable Exit, -40 – 100 °C [-40 – 212 °F]

View on TE.com >

Automotive Parts > Automotive Connector Accessories > Automotive Connector Caps & Covers

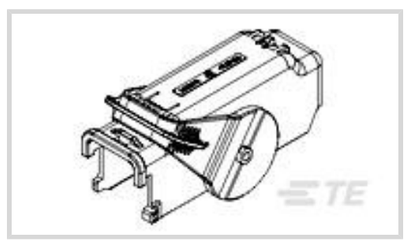

Number of Positions: **30**

Primary Product Color: **Gray**

Protection & Strain Relief Accessory Type: **Cover Assembly**

Primary Product Material: **PBT GF20**

Cable Exit Angle: **90 °**

Features

Product Type Features

Protection & Strain Relief Accessory Type	Cover Assembly

Configuration Features

Number of Positions	30

Body Features

Primary Product Color	Gray
Primary Product Material	PBT GF20
Cable Exit Angle	90 °

Mechanical Attachment

Strain Relief	Without

Usage Conditions

Operating Temperature (Max)	100 °C[212 °F]
Operating Temperature Range	-40 – 100 °C[-40 – 212 °F]

Packaging Features

Packaging Method	Box
Packaging Quantity	220

Product Compliance

For compliance documentation, visit the product page on TE.com>

EU RoHS Directive 2011/65/EU	Compliant
EU ELV Directive 2000/53/EC	Compliant
China RoHS 2 Directive MIIT Order No 32, 2016	有害物质含量符合标准要求 No Restricted Substance(s) Above Threshold
EU REACH Regulation (EC) No. 1907/2006	Current ECHA Candidate List: JUNE 2025 (250) Candidate List Declared Against: JUNE 2025 (250) Does not contain REACH SVHC
Halogen Content	Low Halogen - Br, Cl, F < 900 ppm per homogenous material. Also BFR/CFR/PVC Free
Solder Process Capability	Not applicable for solder process capability

Product Compliance Disclaimer

This information is provided based on reasonable inquiry of our suppliers and represents our current actual knowledge based on the information they provided. This information is subject to change. The part numbers that TE has identified as EU RoHS compliant have a maximum concentration of 0.1% by weight in homogenous materials for lead, hexavalent chromium, mercury, PBB, PBDE, DBP, BBP, DEHP, DIBP, and 0.01% for cadmium, or qualify for an exemption to these limits as defined in the Annexes of Directive 2011/65/EU (RoHS2). Finished electrical and electronic equipment products will be CE marked as required by Directive 2011/65/EU. Components may not be CE marked. Additionally, the part numbers that TE has identified as EU ELV compliant have a maximum concentration of 0.1% by weight in homogenous materials for lead, hexavalent chromium, and mercury, and 0.01% for cadmium, or qualify for an exemption to these limits as defined in the Annexes of Directive 2000/53/EC (ELV). Regarding the REACH Regulation, the information TE provides on SVHC in articles for this part number is based on the latest European Chemicals Agency (ECHA) 'Guidance on requirements for substances in articles' posted at this URL: https://echa.europa.eu/guidance-documents/guidance-on-reach

Compatible Parts



TE Part # 1801351-1
LEVER, 30 WAY HYBRID CONNECTOR

TE Part # 1801263-1
30POS MIXED MQS REC SEALED COD A



TE Part # 1801268-1
SECONDARY LOCKING, 30 WAY

TE Part # 1801350-1
COVER, 30 WAY HYBRID CONNECTOR

Customers Also Bought



TE Part #621054-000
D-142-50



TE Part #182918-1
CPC SQ.FL.RCPT STD SEX

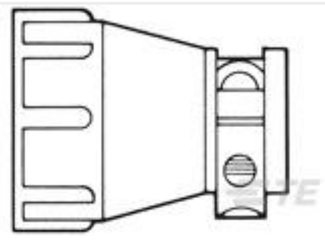

TE Part #206138-8
CLAMP CBL SHELL SIZE 23



TE Part #CAT-T4827-T273
TIMER, RECEPTACLE AND TAB



TE Part #1241601-2
PQ5,2 Sn rec LL unseal. >1,0-2,5



TE Part #3-1461491-3
PCN-112D3MHZ,000



TE Part #1612906-1
025 CONN.24P PLUG HOUSING ASSY



TE Part #4-2176599-6
RLC73PD 2H R165 1% 1K RL



TE Part #1393277-4
V23076A1001C133

Documents

Product Drawings

COVER ASSY, 30 WAY HYBRID CONNECTOR

English

CAD Files

Customer View Model

ENG_CVM_CVM_1801269-1_C.2d_dxf.zip

English

3D PDF

3D

Customer View Model

ENG_CVM_CVM_1801269-1_C.3d_igs.zip

English

Customer View Model

ENG_CVM_CVM_1801269-1_C.3d_stp.zip

English

By downloading the CAD file I accept and agree to the Terms and Conditions of use.

Product Specifications

Product Specification

English