UTILUX COPPER COMPRESSION TERMINALS

CRIMP CONNECTORS, SEAMLESS CONSTRUCTION, EASY TO INSTALL

KEY FEATURES

- Uses industry-standard tooling for simple installation
- Industry-standard color coding system simplifies die selection
- Chamfered connector end allows cable to be inserted easily
- Closed barrel transition design for protection from moisture and contaminants
- Tin-plated for corrosion resistance and durability, and tempered for easy crimping

TE Connectivity's (TE) copper compression terminals are ideally suited for secondary power distribution in buildings, power plants, electrical equipment, and industrial applications. These terminals are one-piece, seamless construction from electrolytic tough pitch (ETP) copper for superior electrical performance and mechanical operation.

Connectors can be used on applications up to 35 kV, and meet the requirements of UL486A and CSA C22.2 No. 65-95 when applied with approved die sets. (See Instruction Sheet #408-8869 for approved listing of die sets).

Copper compression terminals are available to accommodate a range of cable sizes from 6 AWG through 1,000 MCM and are designed for terminating compact, compressed, or concentric stranded copper conductors. These terminals are offered in one-hole terminals from 6 AWG through 1,000 MCM with either a standard or long barrel. A two-hole NEMA terminal with a long barrel is also available for 4 AWG through 1,000 MCM.

Compression crimping forms the terminal barrel and conductor into a strong, almost homogeneous unit, producing excellent conductivity, low temperature rise, and outstanding resistance to oxidation and corrosion.

Customers can count on consistent, high quality products, driven by TE's proven innovation and backed by our extraordinary customer support.

PRODUCT SELECTION INFORMATION: DIMENSIONS IN INCHES

Description	Part Number	Conductor Size	Stud Size	L	W	T	D	N	Color code
One Hole, Short Barrel									
1099898-1	A35442-000	6 STR.	1/4	1.5	0.45	0.08	0.56	0.27	Blue
1099898-2	868620-000	4 STR.	1/4	1.5	0.50	0.09	0.56	0.27	Gray
1099898-3	C61291-000	3 STR.	5/16	1.6	0.57	0.09	0.70	0.34	White
1099898-4	F81493-000	2 STR.	5/16	1.6	0.61	0.11	0.70	0.34	Brown
1099898-5	C81635-000	1 STR.	1/4	1.6	0.68	0.10	0.56	0.27	Green
1099898-6	D62259-000	1/0 STR.	5/16	1.7	0.74	0.12	0.70	0.34	Pink
1099898-7	A47832-000	1/0 STR.	1/2	2.1	0.88	0.09	1.08	0.53	Pink
1099898-8	C92458-000	2/0 STR.	3/8	1.9	0.83	0.12	0.83	0.41	Black
1099898-9	F97091-000	3/0 STR.	1/2	2.2	0.91	0.13	1.08	0.53	Orange
1-1099898-0	508626-000	4/0 STR.	1/2	2.2	1.02	0.14	1.08	0.53	Purple
1-1099898-1	E17346-000	250 MCM	1/2	2.4	1.11	0.16	1.08	0.53	Yellow
1-1099898-2	D70967-000	350 MCM	1/2	2.5	1.27	0.18	1.08	0.53	Red
1-1099898-3	C72517-000	500 MCM	1/2	3.2	1.54	0.23	1.30	0.65	Brown
1-1099898-4	F74457-000	750 MCM	5/8	4.0	1.88	0.27	1.94	0.88	Black
1-1099898-5	F51850-000	1000 MCM	5/8	4.9	2.16	0.32	2.12	0.94	White
One Hole, Long Barrel									
1099899-1	D17470-000	6 STR.	1/4	1.9	0.45	0.08	0.56	0.34	Blue
1099899-2	A96574-000	4 STR.	1/4	1.9	0.50	0.09	0.56	0.38	Gray
1099899-3	E21083-00	3 STR.	5/16	2.3	0.57	0.09	0.70	0.38	White
1099899-4	C81203-000	2 STR.	5/16	2.3	0.60	0.11	0.75	0.38	Brown
1099899-5	A81708-000	1 STR.	5/16	2.4	0.68	0.10	0.75	0.27	Green
1099899-6	C23858-000	1/0 STR.	5/16	2.4	0.74	0.12	0.75	0.27	Pink
1099899-7	119812-000	1/0 STR.	1/2	2.7	0.75	0.11	1.08	0.53	Pink
1099899-8	E52078-000	2/0 STR.	3/8	2.7	0.82	0.12	0.88	0.44	Black
1099899-9	239140-000	3/0 STR.	1/2	2.9	0.91	0.13	1.08	0.53	Orange
1-1099899-0	E62182-000	4/0 STR.	1/2	3.0	1.00	0.14	1.08	0.53	Purple
1-1099899-1	E77270-000	250 MCM	1/2	3.2	1.09	0.16	1.12	0.56	Yellow
1-1099899-2	A92636-000	300 MCM	1/2	3.6	1.19	0.16	1.12	0.56	White
1-1099899-3	E72006-000	350 MCM	1/2	3.7	1.28	0.18	1.12	0.56	Red
1-1099899-4	D72346-000	400 MCM	5/8	4.2	1.38	0.19	1.50	0.75	Blue
1-1099899-5	F14494-000	500 MCM	5/8	4.4	1.52	0.23	1.50	0.75	Brown
1-1099899-6	A12604-000	500 MCM	1/2	4.2	1.54	0.23	1.30	0.65	Brown
1-1099899-7	F80787-000	600 MCM	5/8	5.2	1.69	0.27	1.75	0.88	Green
1-1099899-8	E32122-000	750 MCM	5/8	5.4	1.89	0.27	1.94	0.88	Black
1-1099899-9	D70411-000	1000 MCM	5/8	6.0	2.17	0.32	2.12	0.94	White
Two Hole NEMA, Long Barrel									
1099939-1	C22472-000	4 STR.	1/2	4.4	0.83	0.11	3.00	0.62	Gray
1099939-2	D82399-000	3 STR.	1/2	4.4	0.83	0.11	3.00	0.62	White
1099939-3	F21907-000	2 STR.	1/2	4.5	0.82	0.11	3.00	0.62	Brown
1099939-4	F46697-000	1 STR.	1/2	4.7	0.80	0.09	3.00	0.62	Green
1099939-5	C35564-000	1/0 STR.	1/2	4.7	0.75	0.12	3.00	0.62	Pink
1099939-6	A93970-000	2/0 STR.	1/2	4.8	0.82	0.12	3.00	0.62	Black
1099939-7	D26734-000	3/0 STR.	1/2	4.8	0.90	0.12	3.00	0.62	Orange
1099939-8	E26051-000	4/0 STR.	1/2	5.0	1.00	0.14	3.00	0.62	Purple
1099939-9	A67870-000	250 MCM	1/2	5.0	1.09	0.16	3.00	0.62	Yellow
1-1099939-0	E03152-000	300 MCM	1/2	5.4	1.18	0.16	3.00	0.62	White
1-1099939-1	E44738-000	350 MCM	1/2	5.4	1.27	0.18	3.00	0.62	Red
1-1099939-2	C81691-000	500 MCM	1/2	5.7	1.53	0.23	3.00	0.62	Brown
1-1099939-3	318806-000	600 MCM	1/2	6.2	1.71	0.27	3.00	0.62	Green
1-1099939-4	A05359-000	750 MCM	1/2	6.5	1.89	0.27	3.00	0.62	Black
1-1099939-5	A14397-000	1000 MCM	1/2	6.8	2.16	0.33	3.00	0.62	White

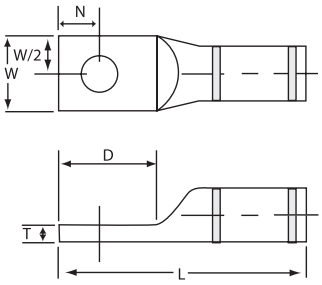

One Hole, Short Barrel

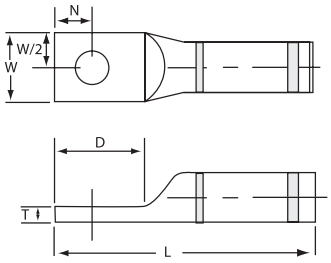

One Hole, Long Barrel

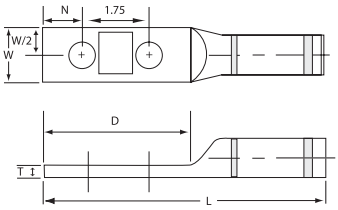

Two Hole NEMA, Long Barrel

Physical & Electrical Properties Material:
ETP copper alloy C11000
Plating: Electro tin plate
Heat treating: Soft tempered
Voltage Rating: For applications up to 35 kV consult shielded cable manufacturers stress relief instructions.

Agency approvals (when crimped with the approved die sets): Listed by Underwriters Laboratories, Inc. File No. E13288, Compression terminal connectors comply with the requirements of UL486A and CSA C.22.2 NO. 65-93.

te.com/energy

©2007, 2009 - 2012, 2014 TE Connectivity Ltd. family of companies. All Rights Reserved. 8-1773445-0 E223 10/2014

Utilux, TE Connectivity and TE connectivity (logo) are trademarks. Other logos, product and/or company names might be trademarks of their respective owners. While TE has made every reasonable effort to ensure the accuracy of the information in this brochure, TE does not guarantee that it is error-free, nor does TE make any other representation, warranty or guarantee that the information is accurate, correct, reliable or current. TE reserves the right to make any adjustments to the information contained herein at any time without notice. TE expressly disclaims all implied warranties regarding the information contained herein, including, but not limited to, any implied warranties of merchantability or fitness for a particular purpose. The dimensions in this catalog are for reference purposes only and are subject to change without notice. Specifications are subject to change without notice. Consult TE for the latest dimensions and design specifications.

FOR MORE INFORMATION: TE Technical Support Centers

USA:	+ 1 800 327 6996
France:	+ 33 380 583 200
UK:	+ 44 0870 870 7500
Germany:	+ 49 896 089 903
Spain:	+ 34 916 630 400
Benelux:	+ 32 16 351 731
Canada:	+ 1 (905) 475-6222
Mexico:	+ 52 (0) 55-1106-0800
Latin/S. America:	+ 54 (0) 11-4733-2200
China:	+ 86 (0) 400-820-6015