1-5749180-1 ✔ ACTIVE

TE Internal #: 1-5749180-1

6 Position, Circular Mini DIN, Fully Loaded, Wire-to-Board, 6.5 mm [.26 in] Centerline, Printed Circuit Board, Signal, Board Mount, DIN Connectors

View on TE.com >

Connectors > Circular Connectors > DIN Connectors



Circular DIN Connector Type: **Circular Mini DIN**

Connector System: **Wire-to-Board**

Number of Positions: **6**

Connector Contact Load Condition: **Fully Loaded**

Mating Alignment Type: **Keyed**

Features

Product Type Features

Circular DIN Connector Type	Circular Mini DIN
Connector System	Wire-to-Board
Connector & Contact Terminates To	Printed Circuit Board

Configuration Features

PCB Mount Orientation	Right Angle
Number of Positions	6
Connector Contact Load Condition	Fully Loaded

Electrical Characteristics

Operating Voltage	30 VAC

Body Features

Shield Plating Material	Pre-Tin
Shield Material	Copper Alloy
Panel Ground Feature Type	None
Primary Product Color	Black

Contact Features

Contact Underplating Material	Nickel
Contact Underplating Material Thickness	1.27 µm[50 µin]
PCB Contact Termination Area Plating Material Finish	Matte

Contact Mating Area Plating Material Thickness	.76 µm[30 µin]
Contact Shape & Form	Tuning Fork
PCB Contact Termination Area Plating Material Thickness	3.05 µm, 4.03 µm[120 µin][171 µin]
Contact Layout	Staggered
Contact Mating Area Plating Material	Gold (Au)
Contact Base Material	Copper Alloy
PCB Contact Termination Area Plating Material	Tin
Contact Current Rating (Max)	.5 A

Termination Features

Termination Method to PCB	Through Hole - Solder
Termination Post & Tail Length	3.18 mm[.125 in]

Mechanical Attachment

Panel Mount Feature	With
Panel Mount Feature Type	Screw Nut
Mating Alignment	With
PCB Mount Alignment	With
PCB Mount Alignment Type	Hold-Down
Mating Alignment Type	Keyed
PCB Mount Retention	With
PCB Mount Retention Type	Kinked Legs
Connector Mounting Type	Board Mount

Housing Features

Housing Material	Thermoplastic
Centerline (Pitch)	6.5 mm[.26 in]

Dimensions

Product Width	12.83 mm[.5 in]
Product Length	14 mm[.55 in]
PCB Thickness (Recommended)	2.68 mm[.11 in]
Connector Height	13 mm[.51 in]

Usage Conditions

Operating Temperature Range	-55 – 105 °C[-67 – 221 °F]

Operation/Application

Shielded	Yes
Circuit Application	Signal

Industry Standards

UL Flammability Rating	UL 94V-0

Packaging Features

Packaging Quantity	37
Packaging Method	Box & Tube, Tube

Product Compliance

For compliance documentation, visit the product page on TE.com>

EU RoHS Directive 2011/65/EU	Compliant
EU ELV Directive 2000/53/EC	Compliant
China RoHS 2 Directive MIIT Order No 32, 2016	有害物质含量符合标准要求 No Restricted Substance(s) Above Threshold
EU REACH Regulation (EC) No. 1907/2006	Current ECHA Candidate List: JUNE 2025 (250) Candidate List Declared Against: JUNE 2025 (250) Does not contain REACH SVHC
Halogen Content	Low Halogen - Br, Cl, F < 900 ppm per homogenous material. Also BFR/CFR/PVC Free
Solder Process Capability	Wave solder capable to 265°C

Product Compliance Disclaimer

This information is provided based on reasonable inquiry of our suppliers and represents our current actual knowledge based on the information they provided. This information is subject to change. The part numbers that TE has identified as EU RoHS compliant have a maximum concentration of 0.1% by weight in homogenous materials for lead, hexavalent chromium, mercury, PBB, PBDE, DBP, BBP, DEHP, DIBP, and 0.01% for cadmium, or qualify for an exemption to these limits as defined in the Annexes of Directive 2011/65/EU (RoHS2). Finished electrical and electronic equipment products will be CE marked as required by Directive 2011/65/EU. Components may not be CE marked. Additionally, the part numbers that TE has identified as EU ELV compliant have a maximum concentration of 0.1% by weight in homogenous materials for lead, hexavalent chromium, and mercury, and 0.01% for cadmium, or qualify for an exemption to these limits as defined in the Annexes of Directive 2000/53/EC (ELV). Regarding the REACH Regulation, the information TE provides on SVHC in articles for this part number is based on the latest European Chemicals Agency (ECHA) 'Guidance on requirements for substances in articles' posted at this URL: https://echa.europa.eu/guidance-documents/guidance-on-reach

Customers Also Bought

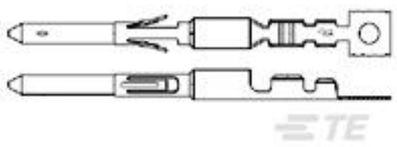

TE Part #66728-2
DIN CONN PIN CONT

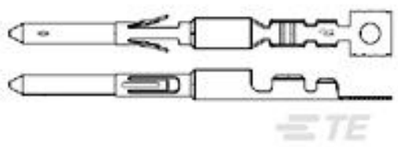

TE Part #66728-5
CIRC DIN PIN CONTACT,LP



TE Part #212800-1
CORD GUARD, DIN CONNECTOR



TE Part #467624-1
FLOATING SHEAR



TE Part #1676310-3
RN 0805 34K8 0.1% 10PPM 5KRL



TE Part #7-2836636-7
OC-075F-CRIMPTOOLINGKIT



TE Part #5747829-4
25 MSFL PLUG RA 590L(IN,FM,BL)

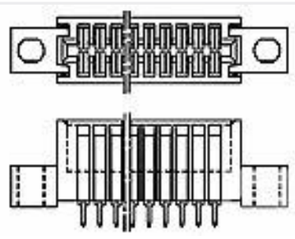

TE Part #1-166089-5
DUAL LOADED/WITH EARS



TE Part #5-87543-5
10 MODII HDR DRST UNSHRD .100



TE Part #1-281698-5
HEADER HE14 RA 15 P

Documents

Product Drawings

Mini DIN, 6 pos, R/A, Shield

English

CAD Files

3D PDF

3D

Customer View Model

ENG_CVM_CVM_1-5749180-1_A.2d_dxf.zip

English

Customer View Model

ENG_CVM_CVM_1-5749180-1_A.3d_igs.zip

English

Customer View Model

ENG_CVM_CVM_1-5749180-1_A.3d_stp.zip

English

By downloading the CAD file I accept and agree to the Terms and Conditions of use.

Product Specifications

Application Specification

English