1-2474495-5 ✔ ACTIVE

FAKRA

TE Internal #: 1-2474495-5

FAKRA Connector, Plug, 50 ohm, Locking, 6 GHz, Cable-to-Board, 1 Position, Printed Circuit Board, -40 – 105 °C [-40 – 221 °F], Solder, FAKRA

View on TE.com >

Connectors > RF Connectors > Coax Connectors


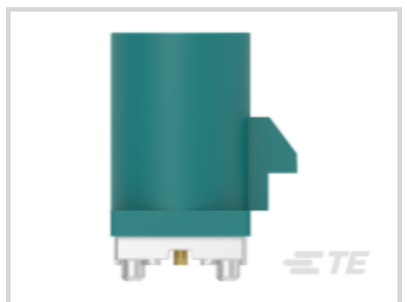




RF Interface: **FAKRA**

RF Connector Style: **Plug**

Impedance: **50 Ω**

RF Connector Coupling Mechanism: **Locking**

Operating Frequency Range: **6 GHz**

Features

Product Type Features

Connector Product Type	Connector Assembly
RF Interface	FAKRA
RF Connector Style	Plug
Connector System	Cable-to-Board
Sealable	No
Connector & Contact Terminates To	Printed Circuit Board

Configuration Features

PCB Mount Orientation	Right Angle
Number of Positions	1
Number of Coaxial Contacts	1

Electrical Characteristics

EMI & RFI Protection & Suppression Type	Shielding
Impedance	50 Ω

Body Features

Body Material	Die Cast Zinc
Body Material Finish	Plated
Body Plating Material	Tin

Contact Features

RF Connector Center Contact Plating Thickness	.076 µm[3 µin]
RF Connector Center Contact Plating Material	Gold (Au)
RF Connector Center Contact Material	Brass

Termination Features

Termination Method to PCB	Through Hole - Solder
Termination Method to Wire & Cable	Solder

Mechanical Attachment

Panel Mount Feature Type	Mounting Hole
PCB Mount Retention	Without
RF Connector Coupling Mechanism	Locking
RF Contact Captivation Method	Mechanical
Detent	Without

Housing Features

Housing Color	Water Blue
Body Orientation	Right Angle

Usage Conditions

Operating Temperature Range	-40 – 105 °C[-40 – 221 °F]

Operation/Application

Circuit Application	Signal
Operating Frequency Range	6 GHz

Packaging Features

Packaging Quantity	1
Packaging Method	Bag & Box

Other

Dielectric Material	PA GF

Product Compliance

For compliance documentation, visit the product page on TE.com>

EU RoHS Directive 2011/65/EU	Compliant with Exemptions
EU ELV Directive 2000/53/EC	Not Yet Reviewed
China RoHS 2 Directive MIIT Order No 32, 2016	有害物质含量超出标准 Restricted Substance(s) Above Threshold
EU REACH Regulation (EC) No. 1907/2006	Current ECHA Candidate List: JUNE 2025 (250) Candidate List Declared Against: JAN 2025 (247) SVHC > Threshold: Pb (4% in Component Part) **Article Safe Usage Statements:** Do not eat, drink or smoke when using this product. Wash thoroughly after handling. Recycle if possible and dispose of the article by following all applicable governmental regulations relevant to your geographic location.
Halogen Content	Low Halogen - Br, Cl, F < 900 ppm per homogenous material. Also BFR/CFR/PVC Free
Solder Process Capability	Not reviewed for solder process capability

Product Compliance Disclaimer

This information is provided based on reasonable inquiry of our suppliers and represents our current actual knowledge based on the information they provided. This information is subject to change. The part numbers that TE has identified as EU RoHS compliant have a maximum concentration of 0.1% by weight in homogenous materials for lead, hexavalent chromium, mercury, PBB, PBDE, DBP, BBP, DEHP, DIBP, and 0.01% for cadmium, or qualify for an exemption to these limits as defined in the Annexes of Directive 2011/65/EU (RoHS2). Finished electrical and electronic equipment products will be CE marked as required by Directive 2011/65/EU. Components may not be CE marked.Additionally, the part numbers that TE has identified as EU ELV compliant have a maximum concentration of 0.1% by weight in homogenous materials for lead, hexavalent chromium, and mercury, and 0.01% for cadmium, or qualify for an exemption to these limits as defined in the Annexes of Directive 2000/53/EC (ELV). Regarding the REACH Regulations, TE's information on SVHC in articles for this part number is still based on the European Chemical Agency (ECHA) 'Guidance on requirements for substances in articles'(Version: 2, April 2011), applying the 0.1% weight on weight concentration threshold at the finished product level. TE is aware of the European Court of Justice ruling of September 10th, 2015 also known as O5A (Once An Article Always An Article) stating that, in case of 'complex object', the threshold for a SVHC must be applied to both the product as a whole and simultaneously to each of the articles forming part of its composition. TE has evaluated this ruling based on the new ECHA "Guidance on requirements for substances in articles" (June 2017, version 4.0) and will be updating its statements accordingly.

Compatible Parts



TE Part # 2081376-1
CA,FAKRA F TO F,RG174LL,NO SLIP, 300MM



TE Part # 2081377-6
CA,FAKRA F TO M,RG174LL,NO SLIP, 5000MM



TE Part # 2474535-1
ADAPTER,SMA F TO FAKRA F W H, STR,6GHZ



TE Part # 2081385-2
CA,FAKRA F TO M,RTK031,W SLIP, 600MM



TE Part # 2081390-5
CA,FAKRA F TO F,DACAR462,W SLIP, WP,3M



TE Part # 2081384-4
CA,FAKRA F TO F,RTK031,W SLIP, 2000MM



TE Part # 2081384-6
CA,FAKRA F TO F,RTK031,W SLIP, 5000MM



TE Part # 2081376-3
CA,FAKRA F TO F,RG174LL,NO SLIP, 1000MM



TE Part # 2081345-2
CA,FAKRA F TO SMA M,RG58LL, L600MM



TE Part # 2474533-1
ADAPTER,SMA F TO FAKRA F,NO HOUSING,6GHZ



TE Part # 2081385-5
CA,FAKRA F TO M,RTK031,W SLIP, 3000MM



TE Part # 2081345-4
CA,FAKRA F TO SMA M,RG58LL, L2000MM



TE Part # 2081390-2
CA,FAKRA F TO F,DACAR462,W SLIP, WP,600MM



TE Part # 2081377-3
CA,FAKRA F TO M,RG174LL,NO SLIP, 1000MM



TE Part # 2081377-1
CA,FAKRA F TO M,RG174LL,NO SLIP, 300MM

Also in the Series | FAKRA



Power Contacts(1)

Customers Also Bought



TE Part #6-104068-1
24 SYSTEM 50 HDR DRST SHRD



TE Part #2-487937-0
020 HOUSING FFC 50CL DR LATCH



TE Part #CAT-104MTA-NYLCC
Nylon PCB Connector Covers: 2.54 mm, MTA 100



TE Part #4-794619-2
12P MICRO MNL ASSY,R/A,HDR LF



TE Part #1614350-2
RN 0603 10R 0.1% 10PPM CUT LENGTH



TE Part #6-1879207-9
RN 0603 511K 0.1% 10PPM 5K RL



TE Part #2-2203571-0
HOUSING, INLINE MALE, FAKRA



TE Part #CAT-AI5-ADH16
AMPSEAL 16 Connector with Coaxial Terminal Headers

Documents

Product Drawings

FAKRA M W HOUSING,CODE Z,STR,PCB,6G

English

CAD Files

Customer View Model

ENG_CVM_CVM_1-2474495-5_1.3d_stp.zip

English

Customer View Model

ENG_CVM_CVM_1-2474495-5_1.3d_igs.zip

English

3D PDF

3D

Customer View Model

ENG_CVM_CVM_1-2474495-5_1.2d_dxf.zip

English

By downloading the CAD file I accept and agree to the Terms and Conditions of use.

Product Specifications

Product Specification

English