1-2188695-1 ✔ ACTIVE

MCON Interconnection System

TE Internal #: 1-2188695-1

Horizontal, Wire-to-Board, 21 Position, 3 Row, 2mm [.08in] Centerline, Tin (Sn), Printed Circuit Board, Power & Signal, MCON Interconnection System

View on TE.com >

Automotive Parts > Automotive Connectors > Automotive Headers







PCB Mount Orientation: **Horizontal**

Termination Method to PCB: **Through Hole - Solder**

Sealable: **No**

Centerline (Pitch): **2 mm [.08 in]**

Connector System: **Wire-to-Board**

Features

Product Type Features

Mixed & Hybrid Header	No
Header Type	Fully Shrouded
Connector Shape	Rectangular
Connector Product Type	Connector Assembly
Sealable	No
Connector System	Wire-to-Board
Connector & Contact Terminates To	Printed Circuit Board

Configuration Features

PCB Mount Orientation	Horizontal
Number of Positions	21
Number of Rows	3

Body Features

Primary Product Color	Natural

Contact Features

Mating Tab Thickness	.4 mm[.015 in]
Contact Type	Tab
Mating Tab Width	.5 mm[.019 in]
Contact Mating Area Plating Material	Tin (Sn)

Termination Features

Termination Method to PCB	Through Hole - Solder

Mechanical Attachment

Mating Alignment	With
PCB Mount Retention	With
PCB Mount Alignment	Without
Connector Mounting Type	Board Mount

Housing Features

Centerline (Pitch)	2 mm[.08 in]

Operation/Application

Circuit Application	Power & Signal

Packaging Features

Packaging Method	Tray

Product Compliance

For compliance documentation, visit the product page on TE.com>

EU RoHS Directive 2011/65/EU	Compliant
EU ELV Directive 2000/53/EC	Compliant
China RoHS 2 Directive MIIT Order No 32, 2016	有害物质含量符合标准要求 No Restricted Substance(s) Above Threshold
EU REACH Regulation (EC) No. 1907/2006	Current ECHA Candidate List: JUNE 2025 (250) Candidate List Declared Against: JUNE 2025 (250) Does not contain REACH SVHC
Halogen Content	Low Halogen - Br, Cl, F < 900 ppm per homogenous material. Also BFR/CFR/PVC Free
Solder Process Capability	Not reviewed for solder process capability

Product Compliance Disclaimer

This information is provided based on reasonable inquiry of our suppliers and represents our current actual knowledge based on the information they provided. This information is subject to change. The part numbers that TE has identified as EU RoHS compliant have a maximum concentration of 0.1% by weight in homogenous materials for lead, hexavalent chromium, mercury, PBB, PBDE, DBP, BBP, DEHP, DIBP, and 0.01% for cadmium, or qualify for an exemption to these limits as defined in the Annexes of Directive 2011/65/EU (RoHS2). Finished electrical and electronic equipment products will be CE marked as required by Directive 2011/65/EU. Components may not be CE marked. Additionally, the part numbers that TE has identified as EU ELV compliant have a maximum concentration of 0.1% by weight in homogenous materials for lead, hexavalent chromium, and mercury, and 0.01% for cadmium, or qualify for an exemption to these limits as defined in the Annexes of Directive 2000/53/EC (ELV). Regarding the REACH Regulation, the information TE provides on SVHC in articles for this part number is based on the latest European Chemicals Agency (ECHA) 'Guidance on requirements for substances in articles' posted at this URL: https://echa.europa.eu/guidance-documents/guidance-on-reach

Compatible Parts

TE Part # 2188696-1
020 21P HDR HSG

Also in the Series | MCON Interconnection System



Automotive Connector Caps & Covers (43)



Automotive Housings(117)



Automotive Signal & Power Headers(4)



Automotive Terminals(25)



Other Automotive Connector Accessories(1)

Customers Also Bought



TE Part #2188336-2
060 18P SLD HDR ASSY



TE Part #2188692-1
020/060 73P HDR ASSY



TE Part #2335083-2
TAB1.5X0.6,MS,SINGLE PIN

TE Part #2005224-1
FRONT IMPACT SENSOR ASSY DOM

TE Part #2109155-1
PRESSURE SIDE IMPACT SENSOR



TE Part #1-2188692-1
020/060 73P HDR ASSY REFLOW

TE Part #2329323-1
REMOTE IMPACT SENSOR ASSY



TE Part #2365882-2
025 36P HEADER ASSY-SMD

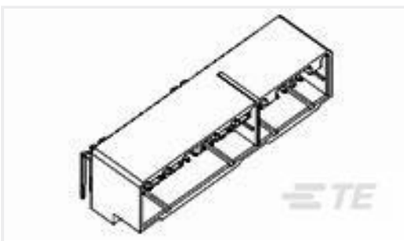

TE Part #5-175446-1
HYBRID CAP ASSY 42P NATURAL

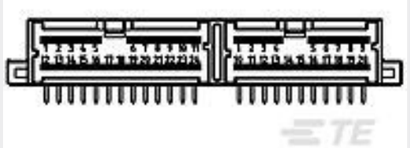

TE Part #936460-1
040III MLC CAP 44P ASSY V-TYPE

Documents

CAD Files

3D PDF

3D

Customer View Model
ENG_CVM_CVM_1-2188695-1_A.2d_dxf.zip

English

Customer View Model
ENG_CVM_CVM_1-2188695-1_A.3d_igs.zip

English

Customer View Model
ENG_CVM_CVM_1-2188695-1_A.3d_stp.zip

English

By downloading the CAD file I accept and agree to the Terms and Conditions of use.

Product Specifications

Product Specification

English