V23101D1106B301 ✔ ACTIVE

Axicom | Axicom W11 Relay V23101

TE Internal #: 4-1393779-5

Reed Relay, DC, Monostable, 1 Form C SPDT-CO, 3 A Contact Rating, 12 VDC Coil Voltage, .206 W Coil Power, Board Mount, Axicom W11 Relay V23101

View on TE.com >

Relays & Contactors > Electromechanical Relays

Relay & Contactor Type: **Reed Relay**

Coil Magnetic System: **Monostable**

Contact Arrangement: **1 Form C SPDT-CO**

Current Type: **DC**

Contact Current Rating: **3 A**

Features

Product Type Features

Relay & Contactor Type	Reed Relay

Configuration Features

Relay Options	Power Switching
Contact Number of Poles	1
Coil Special Features	Sensitive Version
Contact Arrangement	1 Form C SPDT-CO

Electrical Characteristics

Contact Limiting Short-Time Current	3 A
Contact Limiting Making Current	3 A
Contact Limiting Continuous Current	3 A
Contact Limiting Breaking Current	3 A
Insulation Initial Dielectric Between Open Contacts	750 Vrms
Contact Switching Voltage (Max)	125 VAC
Contact Switching Load (Min)	10mA @ .02V
Coil Resistance	700 Ω
Insulation Initial Resistance	1000000 MΩ
Contact Current Rating	3 A
Coil Voltage Rating	12 VDC

Coil Power Rating DC	.206 W
Insulation Initial Dielectric Between Contacts & Coil	1000 Vrms

Body Features

Product Weight	4 g[.141 oz]
Enclosure Type	Flux Resistant Automatic Solder Capable & Washable

Contact Features

Contact Plating Material	Gold
Contact Material	AgNi

Termination Features

Main Termination & Connection Type	Solder Pins
Coil Termination & Connection Type	Solder Pins

Mechanical Attachment

Product Mount Type	Board Mount

Dimensions

Product Width	10 mm[.394 in]
Product Length	15.4 mm[.606 in]
Product Height	11.5 mm[.452 in]

Usage Conditions

Operating Temperature Range	-40 – 85 °C[-40 – 185 °F]
Environmental Category of Protection	RTIII
Environmental Ambient Temperature (Max)	85 °C[185 °F]

Operation/Application

Solder Process	Wave Solder Capable
Performance Type	Sensitive
Coil Magnetic System	Monostable
Current Type	DC

Packaging Features

Packaging Method	Box & Tube, Tube

Other

Coil Power Rating Class	>.2 – ≤.3 W
Contact Current Class	>2 – ≤5 A

Height Class (Mechanical)	>11 – ≤14 mm[>.433 – ≤.551 in]
Length Class (Mechanical)	>11 – ≤16 mm[>.433 – ≤.63 in]
Width Class (Mechanical)	>7 – ≤11 mm[>.276 – ≤.433 in]

Product Compliance

For compliance documentation, visit the product page on TE.com>

EU RoHS Directive 2011/65/EU	Compliant
EU ELV Directive 2000/53/EC	Compliant
China RoHS 2 Directive MIIT Order No 32, 2016	有害物质含量符合标准要求 No Restricted Substance(s) Above Threshold
EU REACH Regulation (EC) No. 1907/2006	Current ECHA Candidate List: JUNE 2025 (250) Candidate List Declared Against: JUNE 2025 (250) Does not contain REACH SVHC
Halogen Content	Low Halogen - Br, Cl, F < 900 ppm per homogenous material. Also BFR/CFR/PVC Free
Solder Process Capability	Wave solder capable to 265°C

Product Compliance Disclaimer

This information is provided based on reasonable inquiry of our suppliers and represents our current actual knowledge based on the information they provided. This information is subject to change. The part numbers that TE has identified as EU RoHS compliant have a maximum concentration of 0.1% by weight in homogenous materials for lead, hexavalent chromium, mercury, PBB, PBDE, DBP, BBP, DEHP, DIBP, and 0.01% for cadmium, or qualify for an exemption to these limits as defined in the Annexes of Directive 2011/65/EU (RoHS2). Finished electrical and electronic equipment products will be CE marked as required by Directive 2011/65/EU. Components may not be CE marked. Additionally, the part numbers that TE has identified as EU ELV compliant have a maximum concentration of 0.1% by weight in homogenous materials for lead, hexavalent chromium, and mercury, and 0.01% for cadmium, or qualify for an exemption to these limits as defined in the Annexes of Directive 2000/53/EC (ELV). Regarding the REACH Regulation, the information TE provides on SVHC in articles for this part number is based on the latest European Chemicals Agency (ECHA) 'Guidance on requirements for substances in articles' posted at this URL: https://echa.europa.eu/guidance-documents/guidance-on-reach

Compatible Parts

TE Part # 1-1393779-7
V23101D 6B301

Also in the Series | Axicom W11 Relay V23101



DC Relays(25)

Electromechanical Relays(25)



Reed Relays(25)

Customers Also Bought

TE Part #CAT-HST-RNF100-BK
RNF-100-BK Heat Shrink Tubing

TE Part #D369-R33-NP1
369 3 WAY REC, CRIMP, PIN

TE Part #1-1617004-0
B07D034BC2-0053 = M5757/23-005

TE Part #4-1618391-1
LEV100A5ANH=RELAY,SPST-NO 24VDC VMT 15



TE Part #1-1761609-1
IDC LOW PRO HDR 34P RA SHT LAT

TE Part #1-2176329-3
CRGP 1210 100R 1%

TE Part #5177986-5
0.8FH,P05H.5,120,08/Sn,TR,SC

TE Part #5052992172
RNF-100-1/8-BK-STK

TE Part #5052892107
RNF-100-1/16-BK-STK

Documents

CAD Files

Customer View Model
ENG_CVM_CVM_4-1393779-5_B1.3d_igs.zip

English

Customer View Model
ENG_CVM_CVM_4-1393779-5_B1.3d_stp.zip

English

Customer View Model

ENG_CVM_CVM_4-1393779-5_B1.2d_dxf.zip

English

3D PDF

3D

By downloading the CAD file I accept and agree to the Terms and Conditions of use.

Product Specifications

Definitions General Purpose Relays

English

Product Specification

English