# TD228-3001P ✔ ACTIVE

CII

TE Internal #: 8-1617805-1

Time Delay Relay, DC, 2 Form C DPDT-CO, 10 A Contact Rating, Panel & Socket Mount, Hermetically Sealed, 125 °C [257 °F]

View on TE.com >

Relays & Contactors > Electromechanical Relays



Relay & Contactor Type: **Time Delay Relay**

Contact Arrangement: **2 Form C DPDT-CO**

Current Type: **DC**

Contact Current Rating: **10 A**

Main Termination & Connection Type: **Socket Pins**

## Features

### Product Type Features

| | |
|---|---|
| Relay & Contactor Type | Time Delay Relay |

### Configuration Features

| | |
|---|---|
| Contact Arrangement | 2 Form C DPDT-CO |

### Electrical Characteristics

| | |
|---|---|
| Input Voltage | 28 VDC |
| Contact Current Rating | 10 A |

### Body Features

| | |
|---|---|
| Enclosure Type | Hermetically Sealed |

### Contact Features

| | |
|---|---|
| Contact Material | Silver Cadmium Oxide |

### Termination Features

| | |
|---|---|
| Main Termination & Connection Type | Socket Pins |
| Coil Termination & Connection Type | Socket Pins |

### Mechanical Attachment

| | |
|---|---|
| Product Mounting Feature Type | Mounting Brackets |
| Product Mount Type | Panel & Socket Mount |

### Dimensions

| | |
|---|---|
| Product Width | 25.6 mm[1.008 in] |
| Product Length | 43.6 mm[1.717 in] |
| Product Height | 25.4 mm[1 in] |

## Usage Conditions

| | |
|---|---|
| Operating Temperature Range | -55 – 125 °C |
| Environmental Ambient Temperature (Max) | 125 °C[257 °F] |

## Operation/Application

| | |
|---|---|
| Indicator Type | No Indicator |
| Repeatability (Max) | ±10% |
| Type of Control | Fixed |
| Mode of Operation | Delay on Operate |
| Delay Time | 3 seconds |
| Current Type | DC |

## Other

| | |
|---|---|
| Contact Current Class | >5 – ≤10 A |
| Height Class (Mechanical) | >22 – ≤27 mm[>.866 – ≤1.063 in] |
| Length Class (Mechanical) | >33 – ≤45 mm[>1.299 – ≤1.772 in] |
| Width Class (Mechanical) | >22 – ≤33 mm[>.866 – ≤1.299 in] |

# Product Compliance

For compliance documentation, visit the product page on TE.com>

| | |
|---|---|
| EU RoHS Directive 2011/65/EU | Not Compliant |
| EU ELV Directive 2000/53/EC | Not Compliant |
| China RoHS 2 Directive MIIT Order No 32, 2016 | 有害物质含量超出标准 Restricted Substance(s) Above Threshold |
| EU REACH Regulation (EC) No. 1907/2006 | Current ECHA Candidate List: JUNE 2025 (250)<br>Candidate List Declared Against: JUNE 2025 (250)<br>SVHC > Threshold:<br>Cadmium oxide (15% in M-45593-1)<br>**Article Safe Usage Statements:**<br>Use personal protective equipment as required. Do not eat, drink or smoke when using this product. Recycle if possible and dispose of the article by following all applicable governmental regulations relevant to your geographic location. |
| Halogen Content | Low Halogen - Br, Cl, F < 900 ppm per homogenous material. Also BFR/CFR/PVC Free |

Solder Process Capability

Not lead free process capable

Product Compliance Disclaimer

This information is provided based on reasonable inquiry of our suppliers and represents our current actual knowledge based on the information they provided. This information is subject to change. The part numbers that TE has identified as EU RoHS compliant have a maximum concentration of 0.1% by weight in homogenous materials for lead, hexavalent chromium, mercury, PBB, PBDE, DBP, BBP, DEHP, DIBP, and 0.01% for cadmium, or qualify for an exemption to these limits as defined in the Annexes of Directive 2011/65/EU (RoHS2). Finished electrical and electronic equipment products will be CE marked as required by Directive 2011/65/EU. Components may not be CE marked. Additionally, the part numbers that TE has identified as EU ELV compliant have a maximum concentration of 0.1% by weight in homogenous materials for lead, hexavalent chromium, and mercury, and 0.01% for cadmium, or qualify for an exemption to these limits as defined in the Annexes of Directive 2000/53/EC (ELV). Regarding the REACH Regulation, the information TE provides on SVHC in articles for this part number is based on the latest European Chemicals Agency (ECHA) 'Guidance on requirements for substances in articles' posted at this URL: https://echa.europa.eu/guidance-documents/guidance-on-reach

## Compatible Parts



TE Part # 1-1617749-6
FCA-210-1021M=M83536/10-021M

## Customers Also Bought



TE Part #611430-000
SO96-4-01



TE Part #38941-22L
CONTACTS

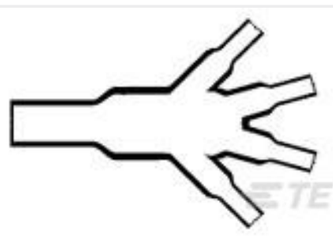

TE Part #416784-000
562A043-25/225-0



TE Part #878462-000
S1125-KIT-1



TE Part #5039294018
DR-25-3/16-0-SP



TE Part #YCTJ122E05EC015000
MODULE ASSY



TE Part #ZPF000000000103973
983-6RS 10-05 SN-A246



TE Part #1577618-1
TERMINAL RT PIDG PEEK STRATO 24-22 AWG



TE Part #1577620-1
TERMINAL RT PIDG PEEK STRATO 24-22 AWG

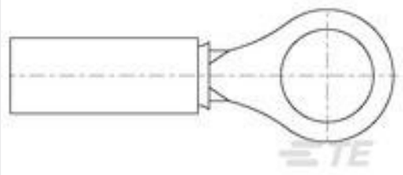

TE Part #1577624-1
TERMINAL RT PIDG PEEK STRATO 20 AWG

## Documents

### CAD Files

3D PDF

3D

Customer View Model

ENG_CVM_CVM_8-1617805-1_A.2d_dxf.zip

English

Customer View Model

ENG_CVM_CVM_8-1617805-1_A.3d_igs.zip

English

Customer View Model

ENG_CVM_CVM_8-1617805-1_A.3d_stp.zip

English

By downloading the CAD file I accept and agree to the Terms and Conditions of use.

### Datasheets & Catalog Pages

High_Performance_Relays_Section5

English