Copying of this document and giving it to others and the use or communication of the contents thereof, are forbidden without express authority. Offenders are liable to the payment of damages. All rights are reserved in the event of the grant of a patent or the registration of the utility model or design

Weitergabe sowie Vervielfältigung dieser Unterlage, Verwertung und Mitteilung ihres Inhalts nicht gestattet, soweit nicht ausdrücklich zugestanden. Zuwiderhandlungen verpflichten zu Schadenersatz. Alle Rechte für den Fall der Patenterteilung oder Gebrauchsmuster-Eintragung vorbehalten.

INDUSTRIAL@AMPHENOL
TRUSTED GLOBALLY

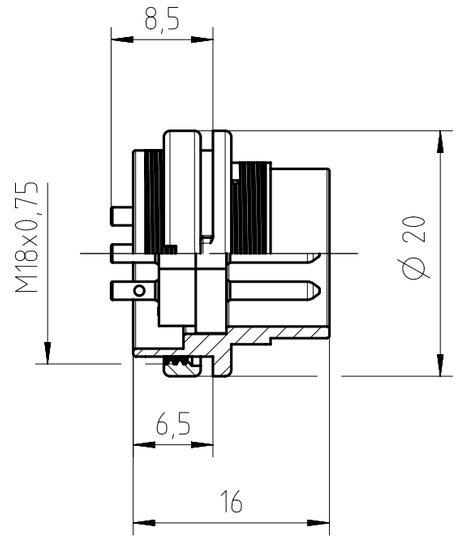

Panel cutout M1:1

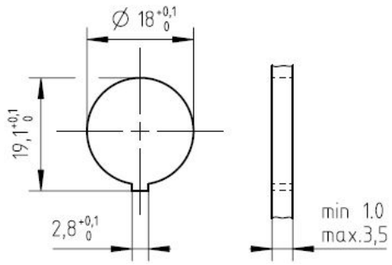

Number of contacts	Standard	3	4	5	5	6	7	7	8	12	14	14	19
Contact arrangement	IEC 61076-2-106	03-a	04-a	05-a	05-b	06-a	07-a	07-b	08-a	12-a	14-a	14-b	19-a
Contact arrangement	IEC 60130-9[1]	yes		no	yes		no	yes		no			
Rated voltage[2]	IEC 60664-1	300 V (100 V)		300 V (63 V)	100 V (32 V)	300 V (63 V)		100 V (32 V)		150 V (32 V)		60 V (32 V)	
Rated voltage	UL 1977	250V								60V			
Rated impulse withstand voltage[2]	IEC 60664-1	1500 V (1500 V)			1200 V (800 V)	1500 V (1500 V)		1200 V (800 V)					
Pollution degree[2]	IEC 60664-1	1 (2)											
Installation category	IEC 60664-1	I											
Insulation group	IEC 60664-1	II, 400 ≤ CTI < 600											
Current rating	IEC 60512-5-2 UL 1977	10A/+40°C		7A/+40°C						3A/+40°C			
Insulation resistance	IEC 60512-3-1	$>10^{10}$ Ohm[3]											
Contact resistance	IEC 60512-2-1	<5mOhm											
Climatic category	IEC 60668-1	40 / 100 / 56											
Temperatur range	IEC 60668-1	-40°C...+100°C / -40°F...+212°F											
IP degree	IEC 60529	IP 40											
Insertion and withdrawal force	IEC 60512-13-2	25N	30N	35N	35N	50N	55N	55N	60N	50N	50N	50N	60N
mechanical operation	IEC 60512-9-1	Silver ≥500 mating cycles / Gold ≥1000 mating cycles											
housing material		brass and / or zinc die cast, nickel plated or thermoplast											
dielectric material		thermoplastic											
contacts		silver or gold plated											
termination technique		solder											
wire gauge		≤0,5mm² / 20 AWG								≤0,35mm² / 22 AWG			
flamability		UL 94 V0											
locking system		metal screw coupling; tightening torque 0,7 - 1,5 Nm											

[1] Edition 2000-05
[2] values in brackets are according to DIN EN 61076-2-106
[3] under operating conditions $>10^8$ Ohm

Do not connect or disconnect under load. Metal housing parts shall be securely incoporated to protected ground.
Remark for gold plated contacts:
In order to avoid brittle inter-metallic connections, gold plated terminals have to be tin-plated in the solder area.
All technical data have been measured in a laboratory environment and can be different during pratical usage of the product. Any product information is for descriptive usage only and not legally binding; particulary the information does not constitute or provide any legal guaranties ("Beschaffenheitsgarantie" or " Haltbarkeitsgarantie").

Contact arrangement View on mating side	Number of contacts (Contact arrangement acc. DIN EN 61076-2-106)		Part number
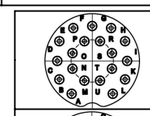	19 (19-a)	Ag	T 3692 000 U
		Au	T 3692 018 U
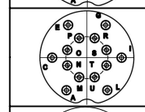	14 (14-b)	Ag	T 3672 000 U
		Au	T 3672 018 U
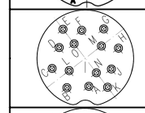	14 (14-a)	Ag	T 3652 001 U
		Au	T 3652 000 U
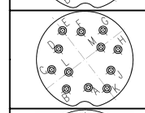	12 (12-a)	Ag	T 3637 001 U
		Au	T 3637 000 U
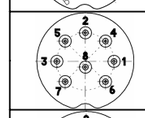	8 (08-a)	Ag	T 3506 000 U
		Au	T 3506 018 U
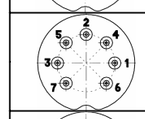	7 (07-b)	Ag	T 3486 000 U
		Au	T 3486 018 U
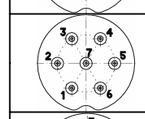	7 (07-a)	Ag	T 3477 000 U
		Au	T 3477 018 U
	6 (6-a)	Ag	T 3402 000 U
		Au	T 3402 018 U
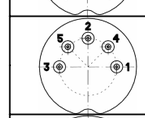	5 (05-b)	Ag	T 3362 010 U
		Au	T 3358 018 U
	5 (05-a)	Ag	T 3362 000 U
		Au	T 3362 018 U
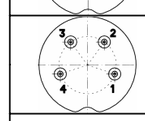	4 (04-a)	Ag	T 3302 000 U
		Au	T 3302 018 U
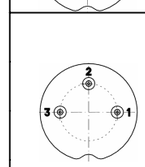	3 (03-a)	Ag	T 3262 000 U
		Au	T 3262 018 U
	2 (Pin 1+3)	Ag	T 3202 000 U
		Au	T 3202 018 U

Gewicht (errechnet) / *Calc WT*: 0,012 kg	Zul. Abw. / *Tolerances*: ISO 2768-c	DIN / ISO 13715	Maßstab / *Scale*: 2:1 A3
Prüfmaß / *Testdimension*			CUSTOMER DRAWING
Teileindex / *Partindexnumber*:			
Bagatelle change:	Gez. / Drawn: 03.11.2020 MCARLE		Gerätestecker 12 Pol
	Status: Released		*Front mounting*
	Gepr. / Checked: 10.02.2021 MBERTSCH		
	Amphenol Tuchel Industrial GmbH		M WA T 3XXX 0XX U
			Blatt / *Sheet* 1 / 1 Bl.
			Ers. f. / *Replacement for*:

Index	Änderung / *Description*	Datum / *Date*	Name
01	202000083	05.02.2021	MCARL

FA12020-004098
NXM-V01