Amphenol®

IDS-67-1





RADLOK™

Utilizing Amphenol's latest R4 RADSOK® Technology, our RADLOK™ product line was designed to be compact and robust.

Power Interconnect products in today's market often require additional mounting hardware (e.g. washers, clamps, bolts, nuts, etc.) making them prone to costly labor expenses for installation and routine maintenance.

Paired with Amphenol's RADLOK™ PIN, the single finger operation lock feature allows end users to connect any power distribution/storage system in a quick and secure manner.

The RADLOK™ product line is the answer to industries where a custom, reliable, easy to install, rugged, and cost effective solution is required.

Features:

- Voltage Rating: 1000V
- Current Rating: 70A - 400A
- Tool-Free Mechanical Locking
- High cycle durability (500 mating cycles)
- RoHS complaint
- Available in Black, Red, Orange (custom colors available upon request)

Dimensions

RADLOK™ Connector (Tubular Version)

RADLOK™ Size (mm)	W	N	H	h	D	P
3.6	15.5	38.0	18.3	7.3	8.1	27.0
5.7	18.5	47.7	22.9	9.4	11.2	33.0
8.0	21.6	56.0	27.7	11.8	14.6	38.8
10.0	26.0	61.0	35.3	15.9	17.5	37.0
10.3	26.0	61.0	35.3	15.9	17.5	37.0
12.0	28.5	70.5	35.9	15.0	20.0	44.5

RADLOK™ Connector (Stamped Version)

RADLOK™ Size (mm)	W	N	H	h	D	P
5.7	18.5	46.0	21.9	9.2	11.2	30.0
8.0	21.7	54.4	27.7	12.5	14.6	34.3
10.0	25.7	65.0	33.3	16.1	17.5	35.7

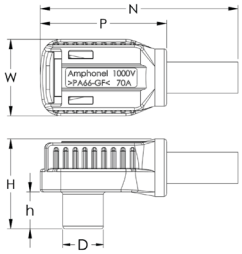

Tubular Lug Version

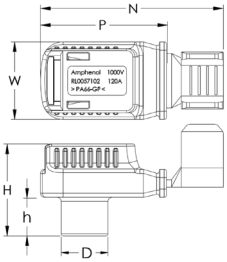

Stamped Lug Version

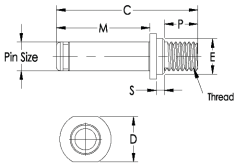

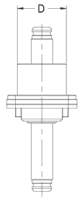

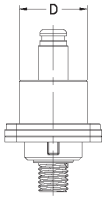

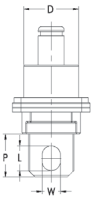

Pin Type	Pin End	RADLOK™ Pin Size (mm)	Current (A)	RADLOK™ Dimensions (mm)											
				C	D	E	G	L	M	N	P	Q	S	W	Thread
Pin	N/A	3.6	70	25.2	5.3	Φ 4.8	N/A	N/A	17.4	N/A	5	N/A	1.5	N/A	M 3 x 0.5-6g
		5.7	120	33.9	7.8	Φ 7.0			21.1		10		1.5		M 6 x 1.0-6g
		8	200	40.2	12.8	Φ 10.0			26.4		10		2.2		M 8 x 1.25-6g
		10	300	47.4	12.8	Φ 12.0			32.2		10		3.2		M 10 x 1.5-6g
		10.3	350	47.4	12.8	Φ 12.0			32.2		10		3.2		M 10 x 1.5-6g
		12	400	47.9	15.8	Φ 14.5			32.9		10		2.8		M 12 x 1.75-6g
Feed Thru	Thread	3.6	70	32.5	13.1	Φ 13.7	19.2	N/A	16	24.5	5	M3	4.2	N/A	M 3 x 0.5-6g
		5.7	120	42.1	16.2	Φ 16.2	21.7		18	27	10	M4			M 6 x 1.0-6g
		8	200	48.4	19.6	Φ 18.2	23.7		21	30	10				M 8 x 1.25-6g
		10	300	62	23.0	Φ 20.2	25.7		24	33	16				M 10 x 1.5-6g
		10.3	350	62	23.0	Φ 20.2	25.7		24	33	16				M 10 x 1.5-6g
		12	400	65	25.5	Φ 22.2	27.7		26	36	16				M 12 x 1.75-6g
	Lug	3.6	70	42.9	13.1	Φ 19.6	11.6	6	16	24.5	16.5	M3	N/A	N/A	N/A
		5.7	120	51.1	16.2	Φ 21.6	13.6	8	18	27	18.5	M4			
		8	200	62.4	19.6	Φ 23.6	15.6	10.5	21	30	22				
		10	300	71.2	23.0	Φ 25.6	17.6	12.5	24	33	24				
		10.3	350	71.2	23.0	Φ 25.6	17.6	12.5	24	33	24				
		12	400	76	25.5	Φ 27.6	19.6	14.5	26	36	26				
	Pin	3.6	70	42.8	13.1	Φ 13.7	19.2	N/A	16	24.5	N/A	M3	4.2	N/A	N/A
		5.7	120	51.2	16.2	Φ 16.2	21.7		18	27		M4			
		8	200	64	19.6	Φ 18.2	23.7		21	30					
		10	300	78.5	23.0	Φ 20.2	25.7		24	33					
		10.3	350	78.5	23.0	Φ 20.2	25.7		24	33					
		12	400	80.2	25.5	Φ 22.2	27.7		26	36					

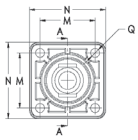

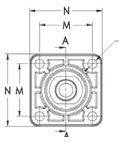

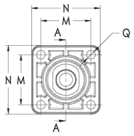

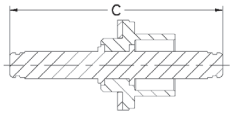

Section A-A

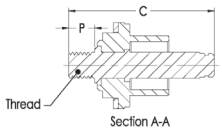

Section A-A

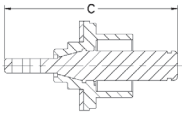

Section A-A

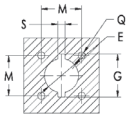

Panel Size

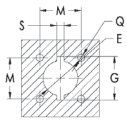

Panel Size

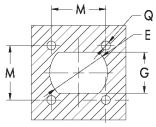

Panel Size

Technical Data

DC Voltage Rating	1000V
DC Current Rating	70A - 400A
Flammability Rating	UL94 V0
Operating Temperature Range	-40° C to 125° C
Mating Cycles	500

How to Order

Product Type		Termination Type		RADSOK® **	(mm)	Lug Type		Cable Size (mm²) **	Current (A)	Length (mm)	Conn. Color		Stud Size	Pin End		Plating Type		Modification
RL	CABLE ASSEMBLY	1	RDLK + RDLK	036	3.6	N/A		10	70	L + LENGTH	*	ORANGE	N/A	N/A		N/A		N/A
		2	RDLK + POW LUG	057	5.7			16/25	90/120				M/E + STUD SIZE					
		3	RDLK + POW LUG 45°	080	8.0			35/50	150/200				M/E + STUD SIZE					
		4	RDLK + LUG TRMNL	100	10.0			50/70/95	200/250/300				M/E + STUD SIZE					
		5	RDLK + RING TRMNL	103	10.3			95	350		BK	BLACK	M/E + STUD SIZE					
		6	RDLK + BLUNT CUT	120	12.0			120	400		RE	RED	N/A					
		7	RDLK + STRIPPED										STRIPPED LENGTH (mm)					
	CONNECTOR	0	RDLK CONNECTOR			1	TUBULAR			N/A			N/A					
						2	STAMPED											
	PIN	9	RDLK PIN			N/A								10	THREAD	1	Silver	* / F1
														20	LUG	2	Tin	* / F1
														30	PIN-PIN	3	Nickel	* / F1

NOTE:

1) For all applications, care must be taken to ensure that RADLOK™ connection is protected from the transmittal of any mechanical loads induced by, but not limited to, vibration, bending, the mass of the cable, or shock loading. The cable/wiring should be secured as close to the RADLOK™ as possible. Custom mounting options and recommendations are available upon request.

2) "Stud Size", M for Metric unit & E for Imperial unit. For example, M8 means Stud Size is 8mm; E3/4 means the Stud Size is ¾ inch.

Examples:

- 10.0mm Orange RADLOK™ connector to 3/8" stud hole Lug Terminal, 10ft long 70mm² cable assembly would have part number, **RL4-100-70L3048E3/8**
- 8.0mm Black RADLOK™ connector with Tubular 50mm² cable crimp would have part number, **RL0-080-1-50BK**
- Silver plated 12.0mm RADLOK™ Feed Thru Pin would have part number, **RL9-120-101F1**

* (Leave blank for default connector color or default pin without modification)

** (10mm² cable is recommeded for 3.6mm RADSOK®; 16mm²/25mm² cable is recommended for 5.7mm RADSOK®, …etc)

For further information on your individual application requirements, contact: Amphenol Corporation

North America:
Amphenol Industrial Operations
180 N. Freeport Drive, Plant 4
Nogales, AZ 85621
Tel: (520) 285-5130
Fax: (520) 285-5134

Email: tech@amphenol-aio.com

Europe:
Amphenol Industrial Operations Europe
Via Barbaiana 5
1-20020 Lainate (MI) Italy
Tel: +39 02 93254.204
Fax: +39 02 93254.444

Email: info@amphenol-aio.com

Middle East:
Amphenol Middle East Enterprises FZE
Office C-37 PO Box 21107
Ajman Free Zone, UAE
Tel: +9 716-7422494
Fax: +9 716-7422941

Email: jhussain@amphenol-industrial.com

Asia:
Amphenol Technology Shenzhen Ltd
Block 5 Fuan 2nd Industrial Park
Dayang Rd, Fuyong Baoan
Baoan, Shenzhen, China 518103
Tel: +86 755 2881 8389
Fax: +86 755 2991 8310
Email: enquiry@amphenol-aio.com