Neutrik® Part Number Guide

NC3FAH1-B-0-D

Packaging:	**D**	Cable connector: bulk packed
Assembly:	**D**	Chassis connector: disassembled push latch
Retention:	**w/o**	Latch lock
	-0	Retention spring
	-DA	Asymmetric PUSH
Shell:	**B**	Black shell, gold contacts
	BAG	Black shell, silver contacts
Grounding:	**0**	Separate ground contact connected to shell, male only
	1	Pin 1 & panel & shell connected, no separate ground contact
	2	Separate ground contact connected to shell & panel, separate Pin 1
	E	Additional ground contacts
	w/o number	No ground/shell contact (except 4/5 pole), female only
Termination:	**H**	Horizontal PCB mount
	HL	Laterial left PCB mount
	HR	Laterial right PCB mount
	L	Solder cups
	V	Verticale PCB mount
	Y	IDC for wires (no ground)
	M3	Mounting holes with M3 thread
	M25	Mounting holes with M2.5 thread
	-	Not applicable
Series:	**A, AA, B, D, DL, DLX, MPR, P, PX, RX, X, XX**	
Gender:	**F**	Female
	M	Male
Number of Contacts:	**2, 3, 4, 5, 6, 7, 8, 12**	
Connector Type:	**A**	Adapter
	AC	powerCON
	B	BNC
	C	XLR
	D	dummyPLUG
	E	etherCON - RJ45
	F	RCA / CINCH
	J (MJ, RJ, SJ)	Jack
	K	Cable Assembly
	L	speakON - Loudspeaker
	M	Module
	O	opticalCON - Fiber Optic Connector
	P	Plug
	PP	Patch Panel
	R	Circular Connector
	T	Transformer

Definitions, abbreviations & useful information see page 186.

XLR Connectors

Content Page

A glance into the future
maxCON 16

Cable Connectors:
XX Series..... 18
EMC-XLR Series..... 18
RX Series..... 19
XX-HE Series..... 19
XX-14 Series..... 20
XX Crimp Series..... 20
crystalCON..... 21
convertCON..... 21
XX-HD Series..... 22
X Series..... 22
X-HD Series..... 23
XCC Series..... 23
FXS Series..... 24
FX-SPEC Series..... 24
8 + 2 pole XLR Type Data Power Connector 25
Technical Data..... 26
Ordering Information..... 28

Receptacles:
A Series 30
AA Series..... 30
B Series 31
A / B Series - switch 32
D Series 32
DL Series 33
DLX Series 33
DLX Crimp Series 34
EMC Series 34
MPR-HD Series 35
P Series 35
Combo Series..... 36
Combo A Series 37
Accessories 38
Technical Data 39
Ordering Information A / AA Series 41
Ordering Information B Series 42
Ordering Information D / DL / DLX / DLX Crimp 42
Ordering Information EMC / P / MPR-HD 43
Ordering Information Combo / Combo A Series..... 43
Panel Cutouts, Assembly Tools 43

NEUTRIK®, crystalCON®, **ether**CON®, **max**CON®, **mini**CON®, **nano**CON®, **neutri**CON®, **optical**CON®, **power**CON®, **Profi®, rear**TWIST®, **silent**PLUG®, **speak**ON®, **DIWA® ,XIRIUM®, are registered trademarks of Neutrik AG.**

Introduction

Neutrik XLR connectors are the most well known series of products manufactured by Neutrik, and have provided the professional audio industry a simple, yet striking, concept in connector features. We introduced our first XLR product 40 years ago. Today it is the accepted standard worldwide.

XLR connectors are part of almost every aspect of professional audio; as a microphone connector, in lighting systems, and found in almost any piece of sound equipment in the entertainment industry. The outstanding success of our XLR products is Neutrik's blend of innovation with the highest quality performance.

A glance into the future: maxCON® – the new XLR standard

Neutrik's success story began with the construction of the first prototype of a new XLR female cable connector.

The first NC3FC products were delivered in October 1975. During the years 1976, 1977 and 1978 this product range was continuously reworked and improved. In 1983 a new concept was introduced with the X series that has become a world standard.

The further development of the X series leading to the XX series with the unique protection against copying, the hologram, is based on this hundred million times sold X series.

The next generation of audio connectors – maxCON® – will offer unique features and benefits based on the small and innovative design.

1978

X-Series

1983

XX-Series

2004

maxCON®

A glance into the future.

Ergonomic latch design

White painted housing

Circumferential ground shield contact

Neutrik hologram

XX Series

NC3FXX

NC6MXX-B

- The next generation of the worldwide accepted standard
- Unique cage type female contact – increases conductivity
- Female contact with "solder stop" for ease of soldering
- Male connector without locking "window" – more robust housing, increases durability
- Improved chuck type strain relief - increases retention force and makes assembly easier and faster
- New ground contact – excellent contact integrity between chassis and cable connector
- Customized branding using translucent ring
- Sleek and ergonomic design – valuable and handy
- Unique hologram – guarantees genuineness and protects against counterfeits
- Internal thread on shell is well protected against any damage

NC*FXX

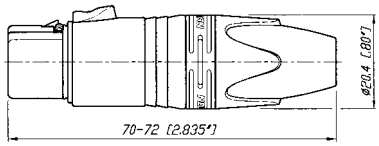

NC*MXX

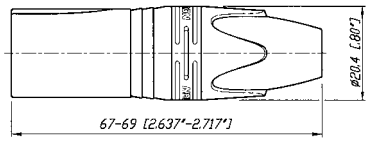

*: 3 - 7 contacts

EMC-XLR Series

NC3FXX-EMC

NC3MXX-EMC

- 3 pole male / female XLR cable connector with integrated capacitive shield to shell connection to avoid RF-interference and LF-noise
- 360° shield contact on female connector ensures best possible shielding and chassis contact
- Avoid ground loops as there is no LF-shield connection to ground
- Patented

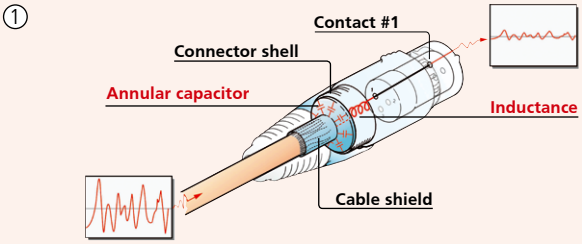

① Design guarantees a continuous RF-shield connection but avoids ground loops (no LF-shield connection)
② Circular capacitor enables low-inductive shield connection to connector housing
③ Cable shield - PIN 1 connection includes EMI suppression bead (blocks high frequencies)

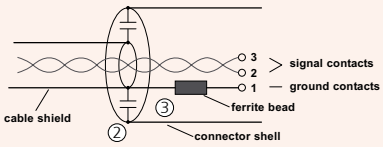

Right angle male connector

High temperature resistant insulator

Velour chromium housing

RX Series

NC3FRX-BAG

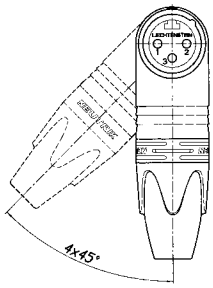

Outlet position

- Right angle version of the XX Series – only 20 mm wide
- Extra slim right-angle connector
- Neutrik chuck type strain relief
- 5 selectable cable outlet positions on female & 7 position on male connectors

NC*FRX

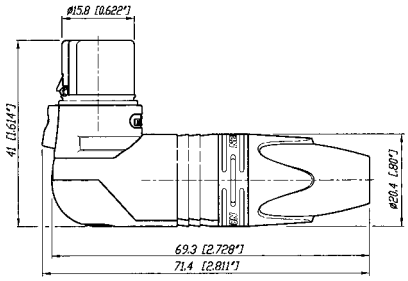

NC*MRX

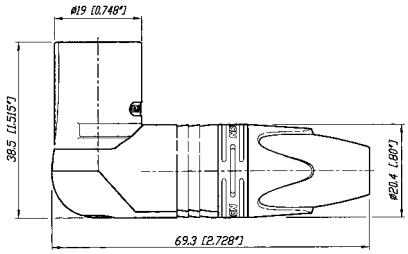

*: 3 - 7 contacts

XX-HE Series

NC3FXX-HE

NC3MXX-HE

- Exclusive "High End" version of standard XX Series
- Premium velour chromium plating provides soft satin finish
- Extra high temperature resistant insulator material rated to 280 °C (536 °F)
- Machined female contacts standard
- Insert is dark grey to distinguish it from standard XX-Series insulators
- Flammability UL 94V-0

NC3FXX-HE

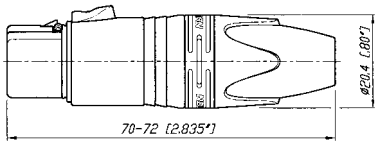

NC3MXX-HE

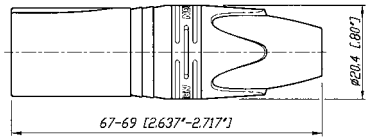

Large cable outlet

Ergonomic latch design



Neutrik hologram

XX-14 Series

NC3FXX-14

NC3MXX-14-B

- Special version of the XX Series XLR cable connector for large diameter cables
- Incorporates all the features of the XX product series
- Rear boot features large opening for use with cable O.D. 8.0 – 10.0 mm
- Bulk packed; must be ordered in multiples of 100

XX Crimp Series

NC3FXX-HA-BAG

NC3MXX-HA

- 3 pin XX Series with crimp contacts
- Accommodates wire size AWG 24 - 22 or 0.22 – 0.34 mm^2
- Utilize standard B-type crimp tool (acc. IEC 60352-2)
- Absolute leadfree and solderless connection:
  - RoHs compliance
  - health and eco-friendly
- Fast and easy assembly
- Gas-tight connection offers a constant contact resistance
- Ideal solution for field and on-site termination

NC3FXX-14

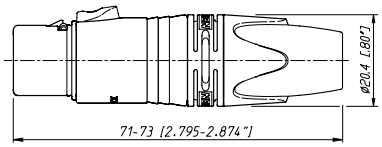

NC3FXX-HA

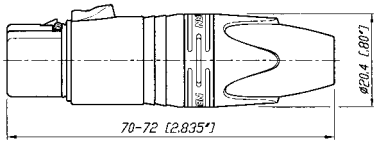

NC3MXX-14

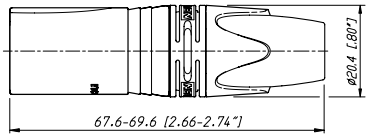

NC3MXX-HA

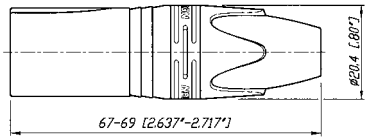

CRYSTALLIZED™ – Swarovski Elements

convertCON position male – female

crystalCON

NC3FXX-B-CRYSTAL

NC3MXX-B-CRYSTAL

- 3 pole XLR XX-Series embellished with CRYSTALLIZED™ – *Swarovski Elements*
- Exclusively with gold plated contacts, and black chrome housing
- Fancy, noble, valuable, attractive package – an eye-catcher
- With all benefits of the XLR XX-Series

NC3FXX-B-CRYSTAL

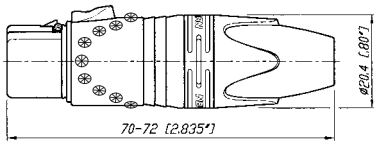

NC3MXX-B-CRYSTAL

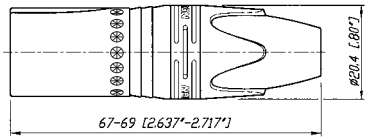

convertCON

NC3FM-C-B

NC3FM-C

- World's first Unisex XLR cable connector
- 3 pole male and female cable connector in one housing
- Easy selectable gender – converted by sliding housing back and forth
- Substitutes adapters, ideal as an emergency kit
- Exclusively with gold plated contacts
- With all benefits of the XLR XX-Series

Convert
male – female
and vice versa

NC3FM-C: Position Female

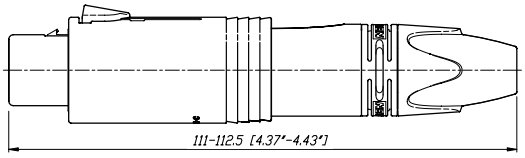

NC3FM-C: Position Male

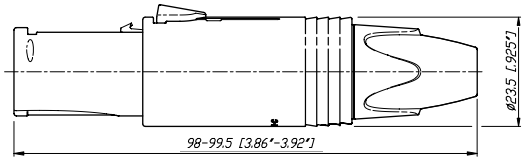

Rubber sealing protection

Neutrik original design

Female locking

Male metal locking window

XX-HD Series

NC3FXX-HD-D

NC3MXX-HD-B-D

- "Heavy duty" cable connector for outdoor use
- Rubber sealing jacket protects against water ingress and mechanical shock
- Dust and water resistant according to IP 67 in the following combinitions:
  - NC3FXX-HD and NC3MPR-HD
  - NC3FXX-HD and NC3MXX-HD
- Gold contacts
- Chuck type strain relief system for secure clamping of cables
- Rugged zinc diecast shell, longlasting and dependable

X Series

NC3FX

NC3MX + BSX-5

- The XLR connector standard worldwide
- Available in 3 – 7 pin configurations including 6 pin Switchcraft® configuration
- Assembly is quick and easy – no screws or special tools required
- Unique Neutrik chuck type internal strain relief
- Female shell features rubber ring for secure mating to male XLR or microphone
- Sleek profile and compact design
- Rugged diecast shell
- UL recognized components

NC3FXX-HD-D

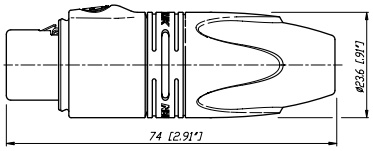

NC3MXX-HD-D

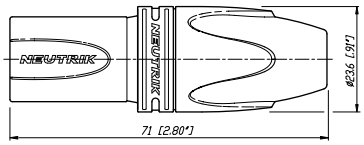

NC*FX

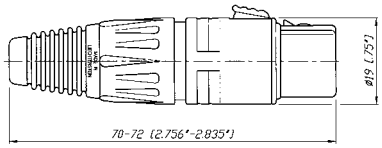

NC*MX

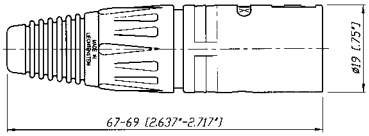

*: 3 - 7 contacts

Rubber sealing protection

Metal bushing

Coding ring

X-HD Series

NC5FX-HD

NC4MX-HD

- "Heavy duty" cable connectors for outdoor use
- All metal design, male stainless steel
- NC*FX-HD mates with NC*MPR-HD chassis connector and NC*MX-HD
- Dust and water resistant according IP 65 in mated condition
- Available in 3 – 5 pin configuration
- Metal bushing including O-ring

XCC Series

NC3FXCC

- Coaxial ground spring and hex crimp ferrule at cable entrance allow continuous (360°) ground connection to shell which is essential when transmitting low level audio signals
- Includes Zebra coding ring to indicate digital AES signals
- Ground contact uses 6.5 mm (.255") size "E" hex crimp (IEC 60803). Use part # HX-R-BNC with DIE-R-BNC-PT

NC*FX-HD

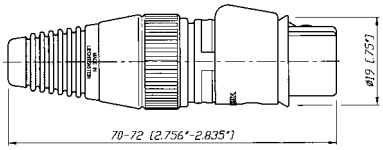

NC3FXCC

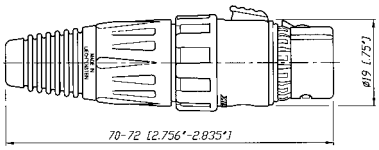

NC*MX-HD

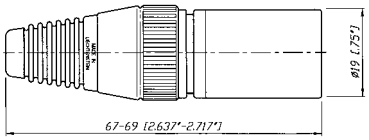

NC3MXCC

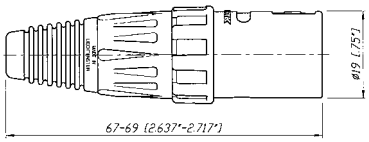

*: 3 - 5 contacts

Switch activating ring

Locking ring

FXS Series

NC3FXS

NC3FXS-B

- Available exclusively in a 3 pin female configuration
- Features a noiseless ON/OFF switch which shorts pins 2 and 3 together muting the signal voltage between conductors
- For use with a microphone that does not have its own On / Off switch
- Rugged zinc diecast shell, long lasting and durable
- Chuck type strain relief system for secure clamping of cables
- Boot with rubber gland gives high protection against bending stresses

NC3FXS

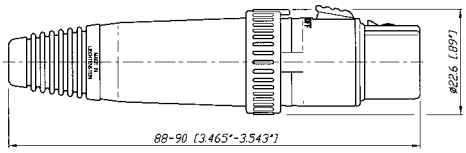

FX-SPEC Series

NC3FX-SPEC.

- Available in a 3 pin female standard configuration with gold plated contacts
- Features a locking ring which is secured with a M 2.5 screw and 1.27 mm allen wrench
- Offers the highest security protection for your microphones
- Protects against accidental disconnects and theft
- Black chrome housing and locking ring
- Eliminates movements and noises

NC3FX-SPEC.

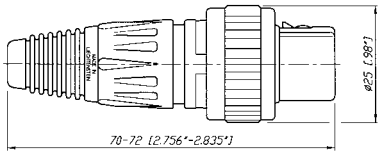

NEW 8 + 2 pole cable connector

Ergonomic latch design

New 8 + 2 pole D-size receptacle

Solder termination

XLR Type Data Power Connectors – 8 + 2 pole

NC10FXX-14-B

NC10FRX-14-B

NC10MD-LX-B

- Suitable for data offering CAT 5e performance and power up to 16 A and 50 V - exceeds PoE+ capabilities
- Superior ruggedness compared to RJ45 type connectors
- All metal housing offers best overall RF protection and electromagnetic shielding
- D-size housing provides installation compatibility with industry standard D mounting dimensions
- Receptacle with duplex ground contact for excellent signal integrity

8 + 2 pole Contact Arrangements:

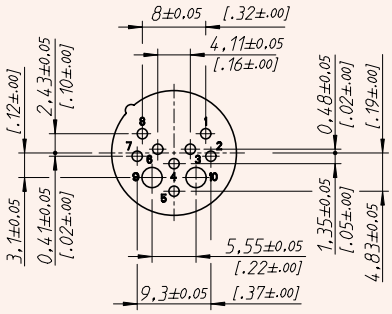

NC10FXX-14-B

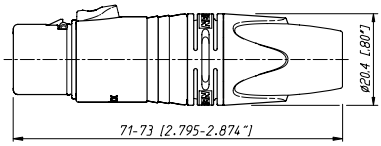

NC10MXX-14-B

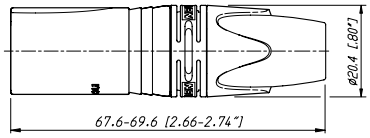

NC10FD-LX-B

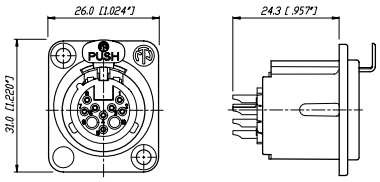

NC10MD-LX-B

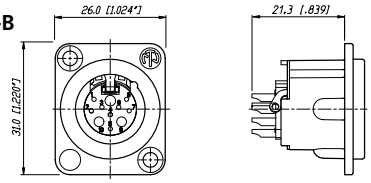

Specification		XX & XX-14 & CRYSTAL	EMC Series	XX-HD Series	XX-HE Series	RX Series	XX Crimp Series	convert-CON Series
Electrical								
Number of contacts		3 - 7 [1]	3	3	3	3 - 7	3	3
Contact resistance	≤ 3 mΩ	●	●	●	●	●	●	●
Insulation resistance - initial:	> 10 GΩ	●	●	●	●	●	●	●
- after damp heat test:	> 1 GΩ	●	●	●	●	●	●	●
Dielectric strength	1.5 kV dc	●	●	●	●	●	●	●
Cable shield-shell connection	choosable	●	-	●	●	●	●	●
	determined	-	capacitive	-	-	-	-	-
Shielding effectiveness	> 55 dB @ 1.3 GHz	-	●	-	-	-	-	-
Lossy ferrite bead on PIN 1		-	●	-	-	-	-	-
Rated current per contact	@ 35°C							
3 pole:	16 A	●	5 A	●	●	●	1 A	●
4 pole:	10 A	●	-	-	-	●	-	-
5, 6 pole:	7.5 A	●	-	-	-	●	-	-
7 pole:	5 A	●	-	-	-	●	-	-
Capacitance between contacts								
3 pole:	≤ 4 pF	●	●	●	●	●	●	●
4, 5, 6 pole:	≤ 7 pF	●	-	-	-	●	-	-
7 pole:	≤ 9 pF	●	-	-	-	●	-	-
Rated Voltage	< 50 V ac	●	●	●	●	●	●	●
Mechanical								
Lifetime	> 1`000 cycles	●	●	●	●	●	●	●
Insertion / withdrawal force	≤ 20 N	●	≤ 50 N	●	●	●	●	●
Cable O.D. range	3.5 - 8.0 mm	● [2]	●	6.0 - 8.0 mm	●	●	●	●
Max. wire size 3 pole:	2.5 mm² / AWG 14	●	AWG 20	●	●	●	-	●
4 pole:	1.5 mm² / AWG 16	●	-	-	-	●	-	-
5, 6, 7 pole:	1.0 mm² / AWG 18	●	-	-	-	●	-	-
Crimp tool: 6.5 mm Hex die (size "E" acc. to IEC 60352-2)		-	-	-	-	-	●	-
Crimp XX:	0.22 - 0.34 mm² / AWG 24 - 22	-	-	-	-	-	●	-
Material								
Shell	Zinc diecast (ZnAl4Cu1)	●	●	-	●	●	●	●
	Stainless steel	-	-	-	-	-	-	-
Shell plating	gal Ni or black Cr	●	●	-	velour Cr	●	●	●
Insert	Polyamide PA 6.6 30% GR	●	●	●	PPS 40% GR	●	●	●
Contacts - female 3 pole:	Bronze (CuSn8)	●	●	●	Brass	●	●	●
- female 4 – 7 pole & male:	Brass (CuZn39Pb3)	●	●	●	●	●	-	●
Contact surface Silver	gal 2 µm Ag	●	-	-	-	●	●	●
or Gold	gal 0.2 µm Au hard alloy over 2 µm Ni	●	●	●	●	●	-	●
Latch lock	St3K32 (latch) / Ck 67 (spring)	-	-	-	-	-	-	-
	Zinc diecast (ZnAl4Cu1) / CK67 (Spring)	●	●	●	●	●	●	●
Strain-relief clamp	POM	●	●	●	●	●	●	●
Bushing	PA / PU	●	●	●	●	●	●	●
Circumferential ground spring	Bronze (CuSn6), Ni plated	-	●	-	-	-	-	-
Crimp ferrule	Brass (CuZn39Pb3), Ni plated	-	-	-	-	-	-	-
Coding ring	Polyamide PA 6 15% GR	-	-	-	-	-	-	-
Sealing jacket	EPDM	-	-	●	-	-	-	-
Securing ring	Brass (CuZn39Pb3)	-	-	-	-	-	-	-
Environmental								
Operating temperature	-30 °C to +80 °C	●	●	●	●	●	●	●
Flammability	UL 94 HB	●	●	●	V-0	●	●	●
Protection class	IP 40	●	●	IP 67	●	●	●	●
Solderability complies with	IEC 68-2-20	●	●	●	●	●	●	●
Manufacturing Standard	IEC 61076-2-103	●	●	●	●	●	●	●

[1] : XX-14, CRYSTAL: 3 pole

[2] : XX-14: Cable O.D. 8.0 – 10.0 mm

Specification		X Series	XCC Series	X-HD Series	FXS Series	FX-SPEC Series	Data Power XLR
Electrical							
Number of contacts		3 - 7	3	3 - 5	3	3	8 + 2
Contact resistance	≤ 3 mΩ	●	●	●	●	●	●
Insulation resistance - initial:	> 10 GΩ	●	●	●	●	●	●
- after damp heat test:	> 1 GΩ	●	●	●	●	●	0.1 GΩ
Dielectric strength	1.5 kV dc	●	●	●	●	●	1 kV dc
Cable shield-shell connection	choosable	●	-	●	-	●	●
	determined	-	crimp	-	-	-	-
Shielding effectiveness	> 55 dB @ 1.3 GHz	-	●	-	-	-	-
Lossy ferrite bead on PIN 1		-	-	-	-	-	-
Rated current per contact	@ 35°C						16 A (power pins)
3 pole:	16 A	●	●	●	●	●	-
4 pole:	10 A	●	-	●	-	-	-
5, 6 pole:	7.5 A	●	-	●	-	-	-
7 pole:	5 A	●	-	-	-	-	3 A (data pins)
Capacitance between contacts							
3 pole:	≤ 4 pF	●	●	●	●	●	-
4, 5, 6 pole:	≤ 7 pF	●	-	●	-	-	-
7 pole:	≤ 9 pF	●	-	-	-	-	-
Rated Voltage	< 50 V ac	●	●	●	●	●	-
Transmission Performance	CAT 5e	-	-	-	-	-	●
Mechanical							
Lifetime > 1`000 cycles		●	●	●	●	●	●
Insertion / withdrawal force	≤ 20 N	●	●	●	●	●	●
Cable O.D. range	3.5 – 8.0 mm	●	5.4 - 6.2 mm	●	3.5 - 7.0 mm	●	8.0 - 10.0 mm
Max. wire size 3 pole:	2.5 mm² / AWG 14	●	●	●	●	●	● (2 power)
4 pole:	1.5 mm² / AWG 16	●	-	●	-	●	-
5, 6, 7 pole:	1.0 mm² / AWG 18	●	-	●	-	-	● (8 data)
Crimp tool:	6.5 mm Hex die (size "E" acc. to IEC 60803)	-	●	-	-	-	-
Crimp XX:	0.22 - 0.34 mm² / AWG 24 - 22	-	-	-	-	-	-
Material							
Shell	Zinc diecast (ZnAl4Cu1)	●	●	female	●	●	●
	Stainless steel	-	-	male	-	-	-
Shell plating	gal Ni or black Cr	-	●	female	●	●	black Cr
Insert	Polyamide PA 6.6 30% GR	●	●	●	●	●	●
Contacts - female 3 pole:	Bronze (CuSn8)	●	●	●	●	●	-
- female 4 – 7 pole & male:	Brass (CuZn39Pb3)	●	●	●	-	-	●
Contact surface Silver	gal 2 µm Ag	●	-	-	●	-	-
or Gold	gal 0.2 µm Au hard alloy over 2 µm Ni	-	●	●	-	●	●
Latch lock	St3K32 (latch) / Ck 67 (spring)	●	●	●	●	●	-
	Zinc diecast (ZnAl4Cu1)	-	-	-	-	-	●
Strain-relief clamp	POM	●	●	●	●	●	●
Bushing	PA / PU	●	●	SS/PU	PU	●	●
Circumferential ground spring	Bronze (CuSn6), Ni plated	-	●	-	-	-	-
Crimp ferrule	Brass (CuZn39Pb3), Ni plated	-	●	-	-	-	-
Coding ring	Polyamide PA 6 15% GR	-	●	-	-	-	-
Sealing jacket	EPDM	-	-	●	-	-	-
Securing ring	Brass (CuZn39Pb3)	-	-	-	-	●	-
Environmental							
Operating temperature	-30 °C to +80 °C	●	●	●	●	●	●
Flammability	UL 94 HB	●	●	●	●	●	●
Protection class	IP 40	●	●	IP 65	●	●	●
Solderability complies with	IEC 68-2-20	●	●	●	●	●	●
Manufacturing Standard	IEC 61076-2-103	●	●	●	●	●	●

Ordering Information for Cable Connectors

Female	Male	Shell	Contact - plating	3 pole	4 pole	5 pole	6 pole	7 pole
XX Series								
NC*FXX	NC*MXX	Nickel	Silver	●	●	●	●	●
NC*FXX-B	NC*MXX-B	Black Cr	Gold	●	●	●	●	●
NC*FXX-BAG	NC*MXX-BAG	Black Cr	Silver	●	●	●	●	●
NC3FXX-WT	NC3MXX-WT	White painted	Silver	●	-	-	-	-
NC3FXX-**-D[1]	NC3MXX-**-D[1]	Nickel / Black Cr	Silver / Gold	●	-	-	-	-
NC6FSXX[2]	NC6MSXX[2]	Nickel	Silver	-	-	-	●	-
NC6FSXX-B[2]	NC6MSXX-B[2]	Black Cr	Gold	-	-	-	●	-
NC6FSXX-BAG[2]	NC6MSXX-BAG[2]	Black Cr	Silver	-	-	-	●	-
XX-EMC Series								
NC3FXX-EMC	NC3MXX-EMC	Nickel	Gold	●	-	-	-	-
NC3FXX-EMC-B	-	Black Cr	Gold	●	-	-	-	-
RX Series								
NC*FRX	NC*MRX	Nickel	Silver	●	●	●	●	●
NC*FRX-B	NC*MRX-B	Black Cr	Gold	●	●	●	●	●
NC*FRX-BAG	NC*MRX-BAG	Black Cr	Silver	●	●	●	●	●
XX-HE Series								
NC3FXX-HE	NC3MXX-HE	Velour Chromium	Gold	●	-	-	-	-
XX-14 Series								
NC3FXX-14-D	NC3MXX-14-D	Nickel	Silver	●	-	-	-	-
NC3FXX-14-B-D	NC3MXX-14-B-D	Black Cr	Gold	●	-	-	-	-
NC3FXX-14-BAG-D	NC3MXX-14-BAG-D	Black Cr	Silver	●	-	-	-	-
XX Crimp Series								
NC3FXX-HA	NC3MXX-HA	Nickel	Silver	●	-	-	-	-
NC3FXX-HA-BAG	NC3MXX-HA-BAG	Black Cr	Silver	●	-	-	-	-
convertCON Series								
	NC3FM-C	Nickel	Gold	●	-	-	-	-
	NC3FM-C-B	Black Cr	Gold	●	-	-	-	-
Crystal XLR								
NC3FXX-B-CRYSTAL	NC3MXX-B-CRYSTAL	Black Cr	Gold	●	-	-	-	-
XX-HD Series								
NC3FXX-HD-D	NC3MXX-HD-D	Nickel	Gold	●	-	-	-	-
NC3FXX-HD-B-D	NC3MXX-HD-B-D	Metal Black	Gold	●	-	-	-	-

Ordering Information for Cable Connectors

Female	Male	Shell	Contact - plating	3 pole	4 pole	5 pole	6 pole	7 pole
X Series								
NC*FX	NC*MX	Nickel	Silver	●	●	●	●	●
NC*FX-B	NC*MX-B	Black Cr	Gold	●	●	●	●	●
NC*FX-BAG	NC*MX-BAG	Black Cr	Silver	●	●	●	●	●
NC3FX-**-D[1]	NC3MX-**-D[1]	Nickel / Black Cr	Silver / Gold	●	-	-	-	-
NC6FSX[2]	NC6MSX[2]	Nickel	Silver	-	-	-	●	-
NC6FSX-B[2]	NC6MSX-B[2]	Black Cr	Gold	-	-	-	●	-
NC6FSX-BAG[2]	NC6MSX-BAG[2]	Black Cr	Silver	-	-	-	●	-
X-HD Series								
NC*FX-HD	NC*MX-HD	Nickel	Gold	●	●	●	-	-
NC3FX-HD-B	NC3MX-HD-B	Metal Black	Gold	●	-	-	-	-
XCC Series								
NC3FXCC	NC3MXCC	Nickel	Gold	●	-	-	-	-
FXS Series								
NC3FXS	-	Nickel	Gold	●	-	-	-	-
NC3FXS-B	-	Black Cr	Gold	●	-	-	-	-
FX-SPEC. Series								
NC3FX-SPEC.	-	Black Cr	Gold	●	-	-	-	-

Ordering Information for 8 + 2 pole Data Power Connectors

Female	Male	Shell	Contact - plating	8 + 2 pole
Cable Connector				
NC10FXX-14-B	NC10MXX-14-B	Black Cr	Gold	●
NC10FRX-14-B	NC10MRX-14-B	Black Cr	Gold	●
Receptacle				
NC10FD-LX-B	NC10MD-LX-B	Black Cr	Gold	●

Accessories and Assembly Tools

Detailed information on page 38 and 43.

* : Number of Contacts
**: Nickel or Black
–D[1]: Bulk packed, to be ordered in multiples of 100 pcs.
[2] : Switchcraft Equivalent

Smallest receptacle



Lateral right PCB mount

Locking release tab



Ground contact

NEW: Ergonomic asymmetric locking release tab

A Series

NC3FAH

NC3MAV

- Smallest XLR receptacles, highest packing density
- Plastic housing
- Various grounding options
- "Tulip" type female contact design with high contact pressure
- Selective gold plated contact and PCB termination area for best conductivity and solderability
- Plastic housing flammability UL 94V-0 for 3 pole version only

AA Series

NC3FAAV2

NC3MAAH-1

- Front panel cutout and PCB layout 100% compatible to the A Series
- Most cost-effective series
- "Tulip" type female contact design with high contact pressure
- Selective gold plated contact and PCB termination area for best conductivity and solderability
- Plastic housing flammability UL 94 HB

NC5FAV

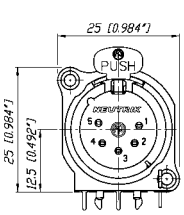

NC5FAH

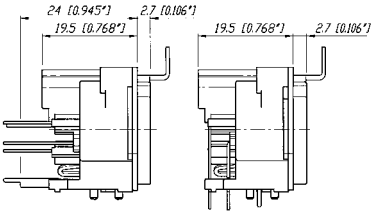

NC3MAV-0

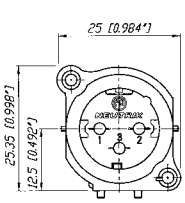

NC5MAH

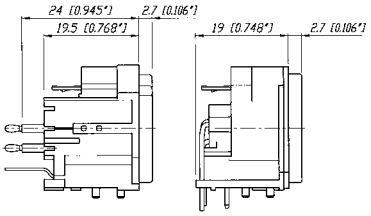

NC3FAAH

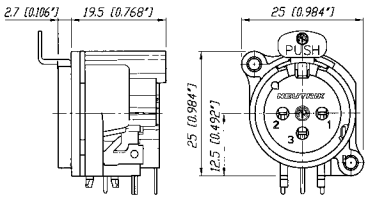

NC3FAAV-0

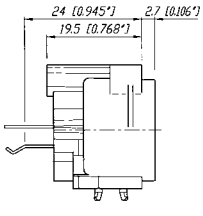

Grounding Options (A / AA / B Series):

Female:

1: Pin 1 & Panel & Shell connected, no separate ground contact
2: Separate ground contact connected to shell & panel, separate Pin 1
w/o number: No ground / Shell contact (except 4 / 5 pole)

Male:

0: Separate ground contact, connected to shell, separate Pin 1
1: Pin 1 & Panel & Shell connected, no separate ground contact
w/o number: Separate ground contact connected to shell & panel, separate Pin 1

Circumferential metal ring

Front panel grounding

Tear drop contact design

NEW: Ergonomic asymmetric locking release tab

B Series

NC3FBV1

NC3MBV

NC4FBH

NC4MBV

- The B Series XLR receptable offers the same features as our A Series product line with the added feature of a metal ring
- Metal ring on shell (nickel or black) offers complete EMC and RF protection
- Female versions available latchless
- Rear mount only
- "Tulip" type female contact
- Plastic housing flammability UL 94V-0 for 3 pole version only

NC3FBV1

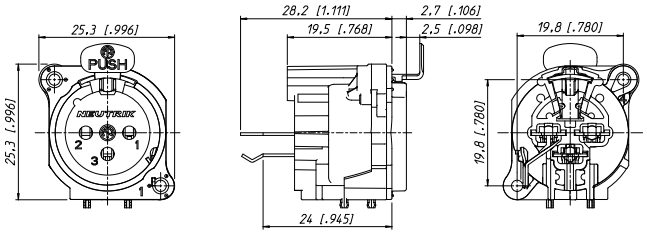

NC3MBV

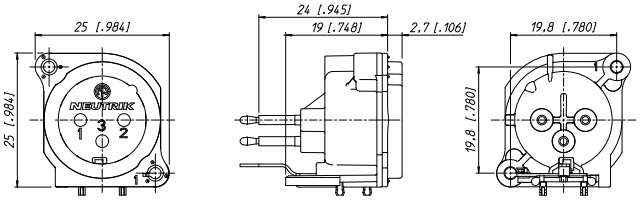

Incorporated switch

Insert removable

A/B Series - Switch

NC3FBV2-SW

NC3MBV-SW

- A and B Series connector with additional switch
- Normally open, normally closed (NO – NC) contact
- Switch activated by mating XLR cable connector

Inserting (Schematic):

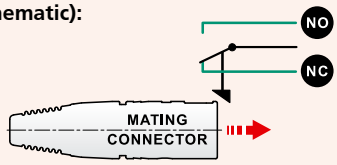

NC5FAV-SW

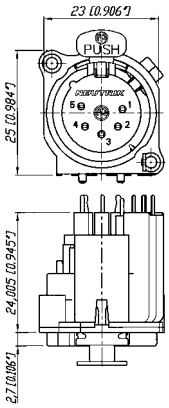

NC5MBV-SW

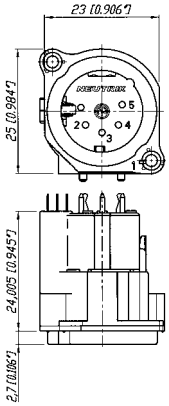

D Series

NC3FDM3-H-B

NC3MD-V

- "D" Shape metal shell
- Optimal RF protection using 3 shield contacts
- Horizontal and vertical PCB mount with separate ground contact
- Mounting holes with M3 threads available
- 2 piece connector, insert is removable from shell
- Front locked / unlocked insert
- Special version with screw termination (*M3)

NC3FD-V / NC3FD-H

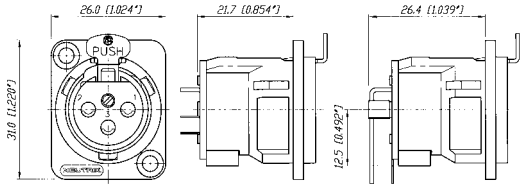

NC3MD-V / NC3MD-H

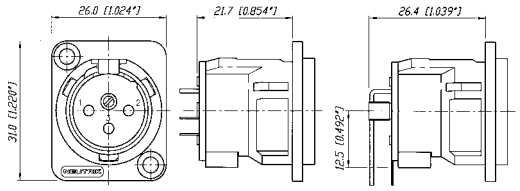

Locking release tab

Horizontal PCB mount

Ground shielding

White painted housing

DL Series

NC3FD-L-1

NC7MD-L-B-1

- Unified "D" metal shell
- Solder cups on 3 – 7 pole version
- Additional PCB mount on 4 and 5 pole
- Front and rear mountable

NC3FD-L-1

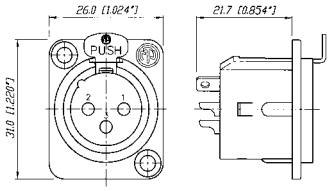

NC*FDM3-H

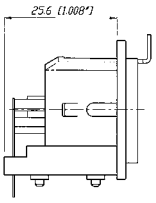

NC3MD-L-1

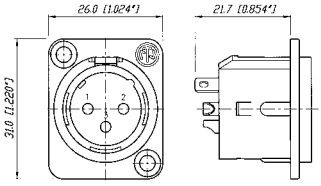

NC*MDM3-H

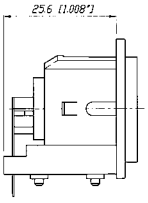

*: 3 - 5 contacts

DLX Series

NC3FD-LX-HE

NC5MD-LX

- Next generation of the popular DL Series with greater functionality
- All metal housing works in combination with a new duplex ground contact yielding the best RF protection and ground conductivity in a chassis mount XLR
- Male connector's retention bar replaces plastic design with all metal version
- Unique cage type female contacts on 3 pole version for increased conductivity
- Machined male and female contacts on 4 - 7 pole versions
- D-style housing provides installation compatibility with industry standard D mounting dimensions

NC3FD-LX

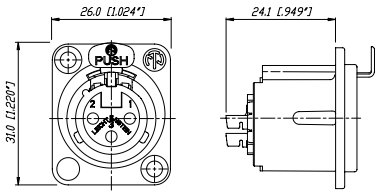

NC*MD-LX

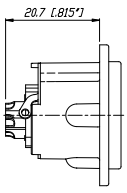

*: 3 - 7 contacts

Crimp type contact

Circumferential ground spring

DLX Crimp Series

NC3FD-LX-HA

NC3MD-LX-BAG-HA

- 3 pole DLX Series with crimp contacts
- Accommodates wire size AWG 24 – 22 or 0.22 – 0.34 mm^2
- Utilizes standard B-type crimp tool (acc. IEC 60352-2)
- Absolute leadfree and solderless connection:
  - RoHs compliance
  - Health and eco-friendly
- Fast and easy assembly
- Gas-tight connection offers a constant contact resistance
- Ideal solution for field and on-site termination

EMC Series

NC3FDX-EMC-SPEC

- 3 pole female XLR chassis connector with integrated capacitive shield to shell connection to avoid RF-interference and LF-noise
- 360° shield contact ensures best possible shielding and chassis contact
- D flange chassis for panel mount applications
- Includes the locking nut of the NC3FX-SPEC for secure fastening of a gooseneck for instance
- Special flange for large openings available
- Patent pending

Detailed information of RF-shielding see page 18 – EMC cable connector.

NC3FD-LX-HA

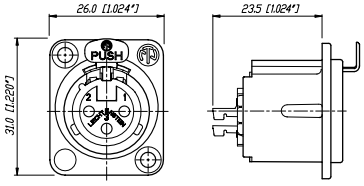

NC3MD-LX-HA

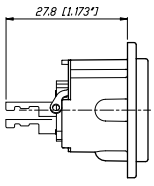

NC3FDX-EMC-SPEC

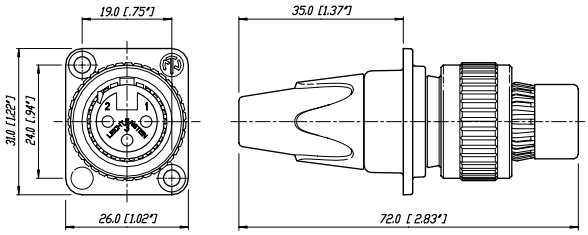

Sealing Gasket



Through hole fastening

MPR-HD Series

NC3MPR-HD

NC5MPR-HD

- IP 65 – in combination with NC*FX-HD cable connectors
- Perfect for outdoor applications
- Sealing gasket for water tight panel mount
- Gold plated contacts

NC5MPR-HD

NC5FX-HD

NC3MPR-HD

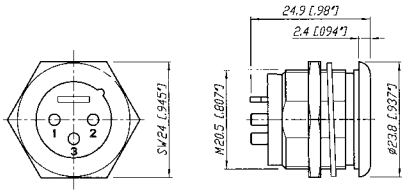

*: 3 - 5 contacts

P Series

NC3FP-1

NC6MP-B

- Male and female available in 3 – 6 pin configurations; 7 pin version available in female only
- Smallest available hard wiring receptacles with large solder cups
- Male and female use different mounting hole dimensions and do not fit in same mounting hole
- Front mountable only
- One piece version – insert is NOT removable from shell
- Short female receptacle
- Compatible with Switchcraft® DxM, DxF; Cannon XLRx31, XLRx32
- 6 pole female version available with Switchcraft contact arrangement

NC3FP-1

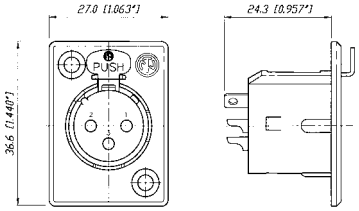

NC3MP

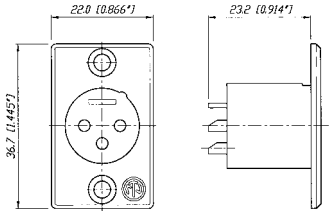

Front end design

Solder termination

Combo Series

NCJ9FI-V



NCJ10FI-S

- Combined XLR receptacle and 1/4" phone jack
- Attractive "front end" design
- Saves rack space by combining 2 connectors in one housing
- Horizontal or vertical PCB mount or hard wire soldering
- Fully normalled
- Stereo or mono version

- Very low conductor capacitance, therefore suitable for digital audio
- Fastening: Self-tapping Plastite® screws with thread 2.9 x 1.06 and tri-rondular configuration (A screw)

NCJ10FI-H

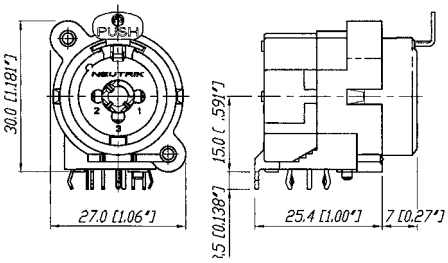

Wiring: Example of NCJ9FI-H

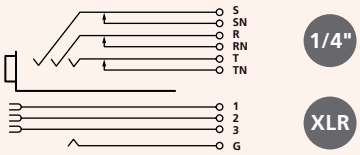



Hologram

Horizontal PCB mount

Vertical PCB mount

NEW: Ergonomic asymmetric locking release tab

Combo A Series

NCJ6FA-V-0

NCJ6FA-H

NCJ6FA-V-0

- Combined 3 pole XLR receptacle and 1/4" phone jack for balanced mic and line or instrument inputs in one XLR housing
- Dramatic space saving – 15 % over the predecessor Combo
- Two connectors in one housing – substantial cost, material and labour saving
- Horizontal and vertical PCB mount available
- 3 pole female XLR combined with stereo TRS jack
- Very low conductor capacitance – ideal for digital audio
- Front panel cut-out compatible with Neutrik XLR A Series
- Branded with unique hologram – guarantees genuine and authentic Neutrik product

NCJ6FA-V

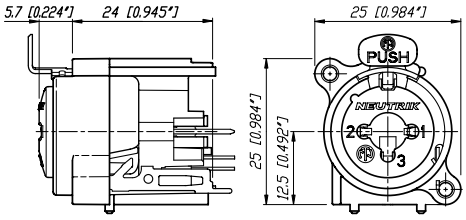

NCJ6FA-H

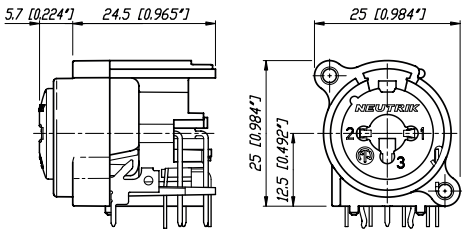

Colour Coded Accessories

Part No.	Description	Black 0	Brown 1	Red 2	Orange 3	Yellow 4	Green 5	Blue 6	Violet 7	Grey 8	White 9
XLR Cable Connectors											
BSX-*	Colored bushing for X Series										
BXX-*	Colored bushing for XX Series										
XCR-*	Colored coding ring for X Series										
XXR-*	Colored coding ring for XX Series										
XLR Chassis Connectors											
ACRF-*	Colored ring for female 4 pole A Series and 4 + 5 pole B Series.										
ACRM-*	Colored ring for male 4 pole A Series and 4 + 5 pole B Series										
DSS-*	Lettering plate for D Series										

Accessories

XLR Cable Connectors

BXX-CR	Bushing with translucent coding ring
BXX-14	Large bushing set (cable O.D. 8.5 mm)
XXCR	Translucent coding ring for XX Series
	Label Dimensions: 57.9 mm x 6.35 mm – 2.25" W x 0.25" H)

BXX-CR

XXCR Example

XLR Chassis Connectors

A-Screw-1-8	Plastite® screw 2.9 x 8
B-Screw-1-8	TAPTITE® screw 2.5 x 8
DBA	Dummy-plate for D Series panel cut outs
FDR1	Round panel mounting flange for NC3FDX-EMC-SPEC
HA-3FXX	Set of 50 female spare contacts for crimp XLR
HA-3MXX	Set of 50 male spare contacts for crimp XLR
MFD	M3 mounting frame for D-size chassis
ND*	dummyPLUG for female / male XLR chassis connector
NZP1RU-8	Panel 1RU with 8 D-shape housing cutouts
NZP1RU-12	Panel 1RU with 12 D-shape housing cutouts
SC*	Rubber sealing cap for female and male XLR receptacles
PUSH-ASYM	Asymmetric push for A/AA/B & Combo A Series
SCDP-*	D Size sealing gaskets, color coding
	(*: 0- black, 2- red, 4- yellow, 5- green, 6- blue, 9- white)
SCDR	Rear end protection cover for D size chassis connectors
SCDX	Hinged cover seals D-size chassis connectors, IP42 rated
SCCD-W	Spring-loaded cover to seals D size chassis connectors, IP65 rated
SFAV	Rubber frame for A / B Series to mount between front plate and rear vertical print

A Screw

B Screw

DBA

FDR1

MFD Example

NDF

NDM

SCF

SCM

PUSH-ASYM

NZP1RU-12

SCDR

Example

SCDX

Example

SCCD-W

SCDP-*

SFAV

Example

Specification		A Series	AA Series	B Series	D Series	DL / DLX Series	DLX Crimp	DLX-HE Series
Electrical								
Number of contacts		3 - 5	3	3 - 5	3	3 - 7	3	3
Contact resistance	≤ 6 mΩ	●	●	●	●	●	●	●
Insulation resistance - initial:	> 10 GΩ	●	●	●	●	●	●	●
- after damp heat test:	> 1 GΩ	●	●	●	●	●	●	●
Dielectric strength	1.5 kV dc	●	●	●	●	●	●	●
Rated voltage	< 50 V ac	●	●	●	●	●	●	●
Rated current per contact								
3 pole:	6 A	●	●	●	●	16 A	1 A	16 A
4 pole:	6 A	●	-	●	-	10 A	-	-
5, 6 pole:	3 A	●	-	●	-	7.5 A	-	-
7 pole:	5 A	-	-	-	-	●	-	-
Combo XLR + Jack contact	7.5 A	-	-	-	-	-	-	-
Capacitance between contacts						-		
3 pole:	≤ 4 pF	●	●	●	-	≤ 4 pF	≤ 4 pF	≤ 4 pF
4, 5, 6 pole:	≤ 7 pF	●	-	●	-	●	-	-
7 pole:	≤ 9 pF	-	-	-	-	●	-	-
Mechanical								
Lifetime	> 1`000 mating cycles	●	●	●	●	●	●	●
Insertion / withdrawal force	≤ 20 N	●	●	●	●	●	●	●
Retention method								
- standard:	latch lock	●	●	●	●	●	●	●
- "0" Version:	≥ 20 N separating force	●	●	●	●	●	-	-
Crimp XX:	0.22 - 0.34 mm² / AWG 24 - 22	-	-	-	-	-	●	-
Material								
Insert Polyamide	PA 6.6 30% GR	●	●	●	●	●	●	PSS 40% GR
Shell Zinc diecast	ZnAl4Cu1	-	-	-	●	●	●	●
Shell plating	gal Ni or black Cr	-	-	●	●	●	●	velour Cr
Ring Zinc diecast	ZnAl4Cu1	-	-	●	-	-	-	-
Contacts - female 3 pole:	Bronze CuSn6	●	●	●	●	●	●	●
4 – 5 pole:	Bronze CuSn6	●	-	-	-	-	-	-
4 – 7 pole:	Brass CuZn39Pb3	-	-	-	-	●	-	-
- male:	Brass CuZn35Pb2	●	●	●	●	●	●	●
Contact surface	gal 0.2 µm AuCo over 2 µm NiP15 (Tribor®)	●	●	●	-	-	-	●
	gal 2 µm Ag or gal 0.2 µm Au hard alloy over 2 µm Ni	-	-	-	●	●	●	-
Latch lock & spring	Ck 67 steel, treated	●	●	●	●	●	●	●
Environmental								
Operating temperature	-30 °C to +80 °C	●	●	●	●	●	●	●
Protection class	IP 40	●	●	●	●	●	●	●
Flammability	UL 94 HB	●	●	●	●	●	●	-
	UL 94 V-0	3 pole	-	3 pole	-	-	-	●
Solderability complies with	IEC 68-2-20	●	●	●	●	●	●	●
Mounting screw		A	A	1)	-	-	-	-
Color coding		ACR* 2) (4 + 5 pole only)	-	ACR* 2)	DSS	DSS	DSS	DSS

1) : B Series 3 pole connectors > B-screw, 4 & 5 pole versions > A-screw

2) : 4 + 5 pole A series, 5 pole B series

Specification			MPR-HD Series	P Series	Combo Series	A Combo
Electrical						
Number of contacts			3 - 5	3 - 7 (6*)	5 - 10	3 / 3
Contact resistance	XLR:	≤ 6 mΩ	●	●	≤10 mΩ	≤10 mΩ
	1/4"& switching contacts**:	≤ 20 mΩ	-	-	●	≤10 mΩ
Insulation resistance	- initial:	> 10 GΩ	●	●	●	●
	- after damp heat test:	> 1 GΩ	●	●	>500 mΩ	●
Dielectric strength		1.5 kV dc	●	●	●	●
Rated voltage		50 V ac	●	●	●	●
Rated current per contact						
	3 pole:	6 A	16 A	16 A	-	3 A
	4 pole:	6 A	10 A	10 A	-	-
	5, 6 pole:	3 A	7.5 A	7.5 A	-	-
	7 pole:	5 A	-	●	-	-
Combo XLR + Jack contact		7.5 A	-	-	●	●
Capacitance between contacts						
	3 pole:	≤ 7 pF	≤ 4 pF	≤ 4 pF	≤ 2 pF	≤ 2 pF
	4, 5, 6 pole:	≤ 7 pF	●	●	-	-
	7 pole:	≤ 9 pF	-	●	-	-
Mechanical						
Lifetime		> 1`000 mating cycles	●	●	●	●
Insertion / withdrawal force		≤ 20 N	●	●	25 N	●
Retention method						
	- standard:	latch lock	●	●	● (XLR)	● (XLR)
	- "0" Version:	≥ 20 N separating force	●	●	25 N	25 N
Material						
Insert	Polyamide	PA 6.6 30% GR	●	●	●	●
Shell	Zinc diecast	ZnAl4Cu1	●	●	-	-
Shell plating		gal Ni or black Cr	Ni	●	-	-
Ring	Zinc diecast	ZnAl4Cu1	-	-	-	-
Contacts	- female 3 pole:	Bronze CuSn6	-	●	●	●
	4 – 5 pole:	Bronze CuSn6	-	-	-	-
	4 – 7 pole:	Brass CuZn39Pb3	-	●	-	-
	- male:	Brass CuZn35Pb2	●	●	-	-
Contact surface	gal 0.2 µm AuCo over 2 µm NiP15 (Tribor®)		-	-	●	●
	gal 2 µm Ag or gal 0.2 µm Au hard alloy over 2 µm Ni		Au	●	-	-
Latch lock & spring		Ck 67 steel, treated	-	●	●	●
Environmental						
Operating temperature		-30 °C to +80 °C	●	●	●	●
Protection class		IP 40	IP 65	●	●	●
Flammability		UL 94 HB	●	●	●	●
		UL 94 V-0	-	-	-	-
Solderability complies with		IEC 68-2-20	●	●	●	●
Mounting screw			-	-	A	A
Color coding			-	-	-	-

*... P Series male 3 – 6 pole
**... if existing

Ordering Information for Receptacles

A Series

Female	Male	Shell	Contact	3 pole	4 pole	5 pole
NC*FAH-D		Black Plastic	Gold	-	●[1)]	●[1)]
	NC*MAH	Black Plastic	Gold	●	●	●
NC*FAH-0		Black Plastic	Gold	●	●[1)]	●[1)]
	NC3MAH-0	Black Plastic	Gold	●	-	-
NC3FAHL-0		Black Plastic	Gold	●	-	-
NC3FAHR-0		Black Plastic	Gold	●	-	-
NC3FAH1-D		Black Plastic	Gold	●	-	-
NC3FAH1-0		Black Plastic	Gold	●	-	-
NC3FAHL1-D		Black Plastic	Gold	●	-	-
	NC3MAHL	Black Plastic	Gold	●	-	-
NC3FAHL1-0		Black Plastic	Gold	●	-	-
NC3FAHR1-D		Black Plastic	Gold	●	-	-
	NC3MAHR	Black Plastic	Gold	●	-	-
NC3FAHR1-0		Black Plastic	Gold	●	-	-
NC3FAH2-D		Black Plastic	Gold	●	-	-
NC3FAH2-0		Black Plastic	Gold	●	-	-
NC3FAHR2-D		Black Plastic	Gold	●	-	-
NC3FAHR2-0		Black Plastic	Gold	●	-	-
NC*FAV-D		Black Plastic	Gold	-	●[1)]	●[1)]
	NC*MAV	Black Plastic	Gold	●	●	●
NC*FAV-0		Black Plastic	Gold	●	●[1)]	●[1)]
	NC3MAV-0	Black Plastic	Gold	●	-	-
NC3FAV1-D		Black Plastic	Gold	●	-	-
NC3FAV1-0		Black Plastic	Gold	●	-	-
NC3FAV2-D		Black Plastic	Gold	●	-	-
NC3FAV2-0		Black Plastic	Gold	●	-	-
NC5FAV-SW-D	NC5MAV-SW	Black Plastic	Gold	-	-	●

AA Series

Female	Male	Shell	Contact	3 pole
NC3FAAH	NC3MAAH	Black Plastic	Gold	●
NC3FAAH-0		Black Plastic	Gold	●
NC3FAAH1	NC3MAAH-1	Black Plastic	Gold	●
NC3FAAH1-0		Black Plastic	Gold	●
	NC3MAAH-0	Black Plastic	Gold	●
NC3FAAH2		Black Plastic	Gold	●
NC3AAH2-0		Black Plastic	Gold	●
NC3FAAV	NC3MAAV	Black Plastic	Gold	●
NC3FAAV-0		Black Plastic	Gold	●
NC3FAAV1	NC3MAAV-1	Black Plastic	Gold	●
NC3FAAV1-0		Black Plastic	Gold	●
	NC3MAAV-0	Black Plastic	Gold	●
NC3FAAV2		Black Plastic	Gold	●
NC3FAAV2-0		Black Plastic	Gold	●

A Series – D version come with disassembled Push latch, version with assembled latch omit -D.

AA Series comes with Push Latch assembled.

A / AA Series rear mount only, all PCB mount except Y version = IDC

-DA: with asymmetric push

[1)]: Grounding Option "2"

0: Retention Spring

Grounding Options

A / AA Series and B Series

Female - 3 pole

"1"

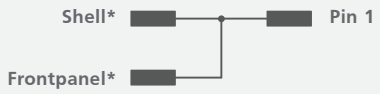

"2"

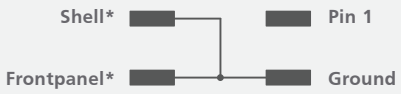

Female 4 & 5 pole

w/o number

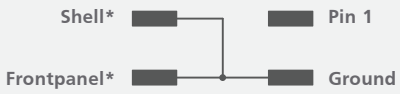

Male - 3, 4 & 5 pole

w/o number

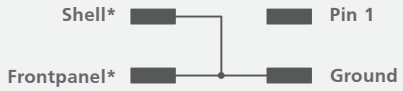

"0" and L + R version

"1"

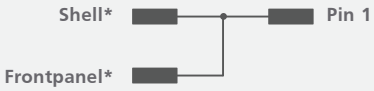

Shell* : Contact to shell of mating connector

Frontpanel* : Connection to frontpanel by fastening screw

Ordering Information for Receptacles

Female	Male	Flange	Contact	3 pole	4 pole	5 pole
B Series						
NC*FBH		Metal	Gold	-	●	●
	NC*MBH	Metal	Gold	●	●	●
NC5FBH-B	NC5MBH-B	Black Metal	Gold	-	-	●
	NC3MBH-B	Black Metal	Gold	●	-	-
	NC3MBH-0	Metal	Gold	●	-	-
NC3FBH1	NC3MBH-1	Metal	Gold	●	-	-
NC3FBH1-B		Black Metal	Gold	●	-	-
NC3FBHL1		Metal	Gold	●	-	-
	NC3MBHL	Metal	Gold	●	-	-
	NC3MBHL-B	Black Metal	Gold	●	-	-
NC3FBH2		Metal	Gold	●	-	-
NC3FBH2-B		Black Metal	Gold	●	-	-
	NC3MBHR	Metal	Gold	●	-	-
	NC3MBHR-B	Black Metal	Gold	●	-	-
NC3FBH1-E	NC3MBV-E	Metal	Gold	●	-	-
NC3FBH2-E		Metal	Gold	●	-	-
	NC3MBH-E	Metal	Gold	●	-	-
	NC*MBV	Metal	Gold	●	●	●
	NC3MBV-B	Black Metal	Gold	●	-	-
NC*FBV		Metal	Gold	-	●	●
NC5FBV-B	NC5MBV-B	Black Metal	Gold	-	-	●
NC3FBV1		Metal	Gold	●	-	-
NC3FBV1-B		Black Metal	Gold	●	-	-
NC3FBV2		Metal	Gold	●	-	-
NC3FBV2-B		Black Metal	Gold	●	-	-
	NC3MBV-0	Metal	Gold	●	-	-
	NC3MBV-1	Metal	Gold	●	-	-
NC3FBV2-SW	NC3MBV-SW	Metal	Gold	●	-	-
NC5FBV-SW	NC5MBV-SW	Metal	Gold	-	-	●

-DA: with asymmetric push

D: version come with disassembled Push latch, version with assembled latch omit -D.

B: Series rear mount only

0: Retention spring on request

Female	Male	Shell	Contact	3 pole	4 pole	5 pole	6 pole	7 pole
D Series								
NC3FD-V	NC3MD-V	Nickel	Silver	●	-	-	-	-
NC3FD-V-B	NC3MD-V-B	Black Cr	Gold	●	-	-	-	-
NC3FD-V-BAG	NC3MD-V-BAG	Black Cr	Silver	●	-	-	-	-
NC3FDM3-V	NC3MDM3-V	Nickel	Silver	●	-	-	-	-
NC3FDM3-V-B	NC3MDM3-V-B	Black Cr	Gold	●	-	-	-	-
NC3FD-H	NC3MD-H	Nickel	Silver	●	-	-	-	-
NC3FD-H-B	NC3MD-H-B	Black Cr	Gold	●	-	-	-	-
NC3FD-H-BAG	NC3MD-H-BAG	Black Cr	Silver	●	-	-	-	-
NC3FDM3-H	NC3MDM3-H	Nickel	Silver	●	-	-	-	-
NC3FDM3-H-B	NC3MDM3-H-B	Black Cr	Gold	●	-	-	-	-
NC3FDM3-H-BAG	NC3MDM3-H-BAG	Black Cr	Gold	●	-	-	-	-
DLX Series								
NC*FD-LX	NC*MD-LX	Nickel	Silver	●	●	●	●	●
NC*FD-LX-B	NC*MD-LX-B	Black Cr	Gold	●	●	●	●	●
NC*FD-LX-BAG	NC*MD-LX-BAG	Black Cr	Silver	●	●	●	●	-
NC*FD-LX-M3	NC*MD-LX-M3	Nickel	Silver	●	●	●	-	-
NC3FD-LX-HE	NC3MD-LX-HE	Velour Cr	Gold	●	-	-	-	-
NC3FD-LX-WT	NC3MD-LX-WT	White	Silver	●	-	-	-	-
NC6FSD-LX	NC6MSD-LX	Nickel	Silver	-	-	-	●	-
DL Series								
NC*FD-L-1	NC*MD-L-1	Nickel	Silver	●	●	●	●	●
NC*FD-L-B-1	NC*MD-L-B-1	Black Cr	Gold	●	●	●	●	●
NC*FD-L-BAG-1	NC*MD-L-BAG-1	Black Cr	Silver	●	●	●	●	-
NC*FDM3-L-1	NC*MDM3-L-1	Nickel	Silver	●	●	●	-	-
NC3FDM3LBAG-1	NC3MDM3LBAG-1	Black Cr	Silver	●	-	-	-	-
NC3FD-L-1-HE	NC3MD-L-1-HE	Velour Cr	Gold	●	-	-	-	-
NC*FDM3-H	NC*MDM3-H	Nickel	Silver	-	●	●	●	-
NC*FDM3-H-B	NC*MDM3-H-B	Nickel	Silver	-	●	●	-	-
NC*FDM3-H-BAG	NC*MDM3-H-BAG	Black Cr	Silver	-	●	●	-	-
NC3FD-S-1-B	NC3MD-S-1-B	Black Cr	Silver	●	-	-	-	-
DLX Crimp Series								
NC3FD-LX-HA	NC3MD-LX-HA	Nickel	Silver	●	-	-	-	-
NC3FD-LX-HA-BAG	NC3MD-LX-HA-BAG	Black Cr	Silver	●	-	-	-	-

0: Retention spring on request

Ordering Information for Receptacles

Female	Male	Shell	Contact	3 pole	4 pole	5 pole	6 pole	7 pole
EMC XLR								
NC3FDX-EMC-SPEC		Black Cr	Gold	●	-	-	-	-
Accessories								
FDR-1		Black round panel mounting flange with screws for larger panel cut-outs						
P Series								
NC*FP-1		Nickel	Silver	●	●	●	●	●
	NC*MP	Nickel	Silver	●	●	●	●	-
NC*FP-B-1		Black Cr	Gold	●	●	●	●	●
	NC*MP-B	Black Cr	Gold	●	●	●	●	-
NC*FP-BAG-1	NC*MP-BAG	Black Cr	Silver	●	●	●	●	-
MPR-HD Series								
-	NC*MPR-HD	Nickel	Gold	●	●	●	-	-

	Shell	Contact	5 pole	6 pole	9 pole	10 pole
Combo A Series						
NCJ6FA-H	Black plastic	Gold	-	●	-	-
NCJ6FA-H-0	Black plastic	Gold	-	●	-	-
NCJ6FA-H-DA	Black plastic	Gold	-	●	-	-
NCJ6FA-V	Black plastic	Gold	-	●	-	-
NCJ6FA-V-0	Black plastic	Gold	-	●	-	-
NCJ6FA-V-DA	Black plastic	Gold	-	●	-	-
Combo Series						
NCJ*FI-H	Black plastic	Gold	●	●	●	●
NCJ*FI-H-0	Black plastic	Gold	●	●	●	●
NCJ*FI-S	Black plastic	Gold	●	●	●	●
NCJ*FI-S-0	Black plastic	Gold	●	●	●	●
NCJ*FI-V	Black plastic	Gold	●	●	●	●
NCJ*FI-V-0	Black plastic	Gold	●	●	●	●

Contact #

	1	2	3	T	R	S	TN	RN	SN	G	GN
NCJ5FI-*	x	x	x	x		x				x	
NCJ6FI-*	x	x	x	x	x	x				x	
NCJ9FI-*	x	x	x	x	x	x	x	x	x	x	
NCJ10FI-*	x	x	x	x	x	x	x	x	x	x	x

Panel Cutouts

A / AA / B Series

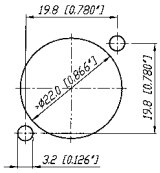

D / DL / DLX Series

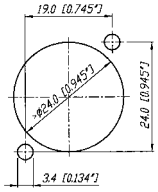

P Series Female

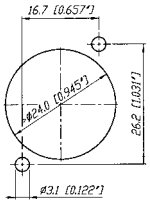

P Series Male

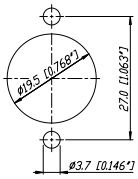

Combo

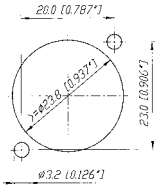

MPR Series

Assembly Tools

HTXP

BTXX

HX-R-BNC

DIE-R-BNC-PT

HTXP	Hand tool to tighten the XX and PX-bushing
HTXX-14	Hand tool to tighten the XX-14 and 8 + 2 pole bushing
BTXX	Speed boot assembly tool to press the XX boot onto shell
HX-R-BNC	Crimp tool for XCC Series
DIE-R-BNC-PT	Crimp die for XCC Series (6.5 mm HEX)
DIE-R-HA-1	Crimp die for XX-HA Series

MORE THAN JUST CONNECTORS

XLR & Plugs

More than just connectors. We put 40 years of experience and our passion into our products. Whether it's a rock band, stage lighting, or a broadcast studio – Neutrik offers innovative connector solutions, mating passion with perfection. **www.neutrik.com**

NEUTRIK®