L000670-80 ✔ ACTIVE

TE Internal #: L000670-80

PCB Antenna, Multi Band, GNSS, Internal/Embedded Mount, Printed Circuit Board Mount, SMA, Omnidirectional, Single Port, 0 < 3 dBi Peak Gain

View on TE.com >

Antennas



Communication Protocol: **GNSS**

Mounting Location: **Internal/Embedded**

Mounting Type: **Printed Circuit Board Mount**

Frequency Category: **1164 – 1610**

Antenna Type: **PCB**

Features

Product Type Features

Antenna Termination	SMA
Antenna Product Type	Antenna

Configuration Features

Antenna Style	PCB
Mounting Location	Internal/Embedded
Antenna Type	PCB
Band Type	Multi Band
Port Configuration	Single Port

Electrical Characteristics

Impedance	50 Ω
Antenna Operation	Passive
VSWR (Max)	<2.5:1

Signal Characteristics

Frequency Band	1175 – 1177 MHz, 1560 – 1607 MHz

Gain (Max)	2.7 dB
Frequency Category	1164 – 1610
Peak Gain	0 < 3 dBi

Body Features

Antenna Weight	3 g[.105 oz]

Mechanical Attachment

Polarization	Linear
Mounting Type	Printed Circuit Board Mount

Dimensions

Product Width	90 mm[3.54 in]
Product Length	41 mm[1.61 in]
Product Height	2 mm[.079 in]

Operation/Application

Antenna Environment	Indoor
Wireless Standard	GPS
Directionality	Omnidirectional

Industry Standards

Communication Protocol	GNSS
Primary Application	GNSS

Product Availability

Applicable Region	Global

Packaging Features

Packaging Method	Bag/Box

Other

Precision Level	Standard

Product Compliance

For compliance documentation, visit the product page on TE.com>

EU RoHS Directive 2011/65/EU	Compliant with Exemptions
EU ELV Directive 2000/53/EC	Out of Scope
China RoHS 2 Directive MIIT Order No 32, 2016	未针对中国 RoHS 符合性进行审核 Not reviewed for China RoHS compliance

EU REACH Regulation (EC) No. 1907/2006	Current ECHA Candidate List: JUNE 2025 (250) Candidate List Declared Against: JUNE 2025 (250) SVHC > Threshold: Pb (3.23% in Component Part) **Article Safe Usage Statements:** Do not eat, drink or smoke when using this product. Wash thoroughly after handling. Recycle if possible and dispose of the article by following all applicable governmental regulations relevant to your geographic location.
Halogen Content	Low Bromine/Chlorine - Br and Cl < 900 ppm per homogenous material. Also BFR /CFR/PVC Free
Solder Process Capability	Not reviewed for solder process capability

Product Compliance Disclaimer

This information is provided based on reasonable inquiry of our suppliers and represents our current actual knowledge based on the information they provided. This information is subject to change. The part numbers that TE has identified as EU RoHS compliant have a maximum concentration of 0.1% by weight in homogenous materials for lead, hexavalent chromium, mercury, PBB, PBDE, DBP, BBP, DEHP, DIBP, and 0.01% for cadmium, or qualify for an exemption to these limits as defined in the Annexes of Directive 2011/65/EU (RoHS2). Finished electrical and electronic equipment products will be CE marked as required by Directive 2011/65/EU. Components may not be CE marked.Additionally, the part numbers that TE has identified as EU ELV compliant have a maximum concentration of 0.1% by weight in homogenous materials for lead, hexavalent chromium, and mercury, and 0.01% for cadmium, or qualify for an exemption to these limits as defined in the Annexes of Directive 2000/53/EC (ELV). Regarding the REACH Regulations, TE's information on SVHC in articles for this part number is still based on the European Chemical Agency (ECHA) 'Guidance on requirements for substances in articles'(Version: 2, April 2011), applying the 0.1% weight on weight concentration threshold at the finished product level. TE is aware of the European Court of Justice ruling of September 10th, 2015 also known as O5A (Once An Article Always An Article) stating that, in case of 'complex object', the threshold for a SVHC must be applied to both the product as a whole and simultaneously to each of the articles forming part of its composition. TE has evaluated this ruling based on the new ECHA "Guidance on requirements for substances in articles" (June 2017, version 4.0) and will be updating its statements accordingly.

Compatible Parts

TE Part # L000670-01
L1/L5 MICRO SPLATCH GNSS CHIP ANTENNA

Customers Also Bought

TE Part #L000670-01
L1/L5 MICRO SPLATCH GNSS CHIP ANTENNA



TE Part #L000696-80
Ceramic Patch with EVB, 1561-1602MHz

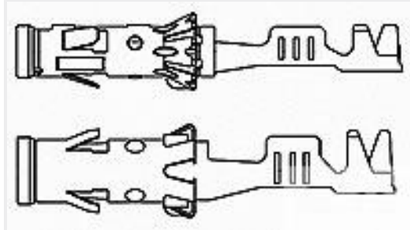

TE Part #962956-1
4MM BUCHS-KONTAKT



TE Part #1394324-2
2,5MM STIFTSTECK 4P

TE Part #7-1625984-9
HSA50 6R0 5%

TE Part #7-1625999-2
HSC100 60R 5%

TE Part #1-1879354-4
RR03 5% 1R1 AMMO

TE Part #3-1879355-2
RR03 5% 82K AMMO



TE Part #2176624-3
CJB 650W 5% 10R Lead

TE Part #2351463-1
MUSA SW PPL Std 0.1A VAC DT LeadWCon SLD

Documents

Product Drawings

L1/L5 MICRO SPLATCH GNSS ANTENNA EVB

English

CAD Files

3D PDF

3D

Customer View Model

ENG_CVM_CVM_L000670-80_1.2d_dxf.zip

English

Customer View Model

ENG_CVM_CVM_L000670-80_1.3d_igs.zip

English

Customer View Model

ENG_CVM_CVM_L000670-80_1.3d_stp.zip

English

By downloading the CAD file I accept and agree to the Terms and Conditions of use.

Datasheets & Catalog Pages

L1/L5 MICRO SPLATCH GNSS CHIP ANTENNA

English

Product Specifications

Product Specification

English