Double Pole, Electrically Held, 2 Amps and Less (Continued)

HFC

Commercial/Industrial Half Size Relay



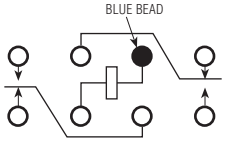

Terminal View

Product Facts

- **Hermetically sealed**
- **Up to 2 amps switching**
- **Economical configuration**
- **Optional terminals & mounting styles**

Electrical Characteristics

Contact Arrangement — 2 Form C (DPDT)

Contact Material — Stationary — Bifurcated hardened silver alloy Moveable — Gold plated hardened alloy

Contact Resistance — Before Life — 50 milliohms max. (measured at 10 mA @ 6 Vdc) After Life — 100 milliohms max. (measured @ 2 A @ 28 Vdc)

Mechanical Life Expectancy — 10 million operations

Coil Voltage — 5 to 26.5 Vdc

Coil Power — 1.4 watts max. @ 25°C

Duty Cycle — Continuous

Pick-up Voltage — Approximately 60% of nominal coil voltage

Pick-up Sensitivity — 360 mW

Operating Characteristics

Timing — Operate Time — 6.0 ms max. Release Time — 6.0 ms max.

Dielectric Withstanding Voltage — Between Open Contacts — 350 Vrms 60 Hz Between Adjacent Contacts — 500 Vrms 60 Hz Between Contacts and Coil — 500 Vrms 60 Hz

Insulation Resistance — 1,000 megohms min @ 500 Vdc

Environmental Characteristics

Temperature Range — -55°C to +85°C

Weight — 0.46 oz. (13 gms) max.

Vibration Resistance — 10 G's, 10 to 500 Hz

Shock Resistance — 30 G's, 6 ±1 ms

Contact Ratings

Contact Load	Type	Operations Min.
2 A @ 28 Vdc	Resistive	100,000
0.75 A @ 28 Vdc	Inductive (200 mH)	100,000
0.3 A @ 115 Vac, 60 Hz & 400 Hz	Resistive	100,000

Standard Coil Data

Nom. Coil Voltage (Vdc)	Coil Resistance in Ohms ± 20% @ 25°C	Pickup Voltage Vdc (Max.) @ 25°C	Pickup Voltage Vdc (Max.) @ 85°C	Nom. Coil Power (W) @ 25°C	Max. Coil Voltage	Coil Desig.
5.0	27	3.0	3.7	.92	6.0	L
6.0	40	3.6	4.5	.90	7.5	F
12.0	160	7.2	8.9	.90	15.0	G
26.5	700	16.0	19.7	1.00	32.0	K

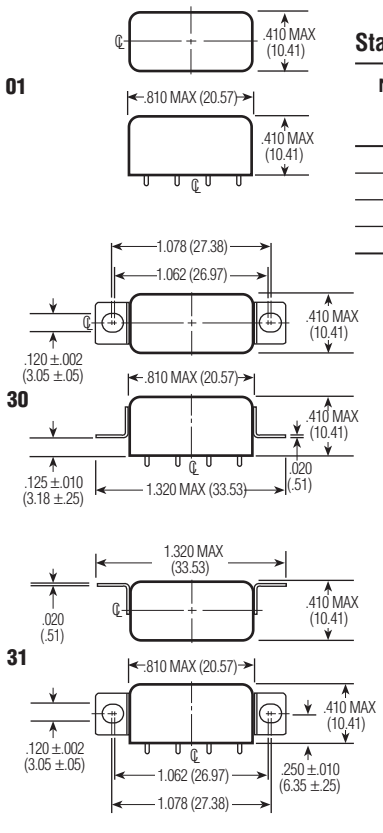

Mounting Styles

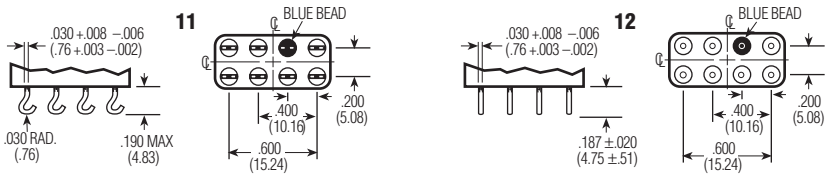

Terminals

Ordering Instructions

Catalog-selected Relays: The catalog number is derived by choosing the proper CODE for each of the six relay characteristics in the order in which the codes are listed.

Specifying a Part Number Example:	Type	Terminals	Mountings	Coils	Features
	HFC	12	30	K	00

Catalog 5-1773450-5
Revised 3-13

www.te.com

Dimensions are shown for reference purposes only. Specifications subject to change.

Dimensions are in millimeters unless otherwise specified.

USA: +1 800 522 6752
Asia Pacific: +86 0 400 820 6015
UK: +44 800 267 666

For additional support numbers please visit www.te.com