High-current EMC/RFI Filter



- Off-the-shelf high power filter for rated currents up to 2500 A
- HV versions applicable for IT power networks
- Busbars for convenient and universal electrical connection
- Protective plastic covers optionally available for unsurpassed safety

Performance indicators

Attenuation performance

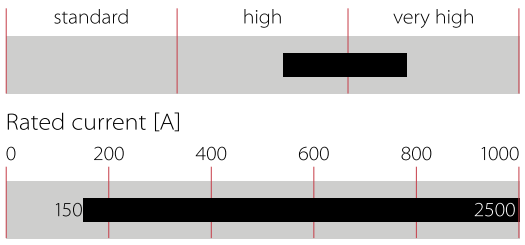

Rated current [A]

Approvals & Compliances

UL: 600/400 VAC for 1600A and 2500A @ 40 °C amb. temp.; ENEC up to 1600A: 690/400 VAC; UL and ENEC approval for 1600A only for FN3359-1600-99-UL and FN3359HV-1600-99-UL

Features and Benefits

- High-power filter for Class A compliance. With approval measurement also Class B compliance possible for some applications
- Extremely compact high-current filter solution with minimum space requirement
- FN 3359 HV versions are applicable for IT power networks
- Optionally available transparent protective covers for all filters up to 1000 A, to protect the installer, operator or inspector from undeliberate touching of life conductors. They can easily be retrofitted even if the filter is already installed and connected
- FN 3359 also improves conducted immunity of installations

Typical Applications

- High-power motor drives, inverters and converters
- Industrial three-phase systems
- Entire factories, plants and installations
- Large UPS
- Machinery
- Mining equipment
- Photovoltaic systems with galvanic isolation*
- Wind turbines

* For EMI solutions for PV system without galvanic isolation, please contact your local Schaffner partner

Typical electrical schematic

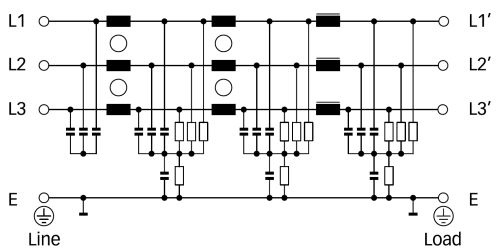

Note: HV versions without discharge resistor to ground.

Technical Specifications

Maximum continuous operating voltage	3x760/440 VAC (FN 3359 HV) 3x520/300 VAC (FN 3359)
Nominal operating voltage	690V VAC (FN 3359 HV) 480 VAC (FN 3359)
Rated currents	150 to 2500 A @ 50°C
Overload capability	4x rated current at switch on, 1.5x rated current for 1 minute, once per hour
Operating frequency	DC to 60 Hz
High potential test voltage	P –> P 3270 VDC for 2 sec (FN 3359 HV) P –> E 2750 VDC for 2 sec (FN 3359) P –> P 2250 VDC for 2 sec (FN 3359) P –> E 3200 VDC for 2 sec (FN 3359 HV)
Temperature range (operation and storage)	-25°C to +100°C (25/100/21)
Protection category	IP 00
Flammability corresponding to	UL 94 V-0
Design corresponding to	UL 1283, CSA 22.2 No. 8 1986, IEC/EN 60939
MTBF (Mil-HB-217F)	>130,000 h @ 50°C/690 V

Filter Selection Table

Filter	Buy	Rated current @ 50°C (40°C) [A]	Typical drive power rating* [kW]	Leakage current** @ 520/760 VAC/50 Hz [mA]	Power loss @ 25°C/50 Hz [W]	Input/Output connections		Weight [kg]	Protective covers*** Order code
FN3359-150-28		150 (164)	75	5.1	24	–28		5.8	801917
FN3359-180-28		180 (197)	90	5.1	34	–28		5.8	801917
FN3359-250-28		250 (250****)	132	5.1	49	–28		9.0	801918
FN3359-320-99		320 (350)	160	5.1	19		–99	10.5	801919
FN3359-400-99		400 (438)	220	5.1	29		–99	10.5	801919
FN3359-600-99		600 (657)	315	5.1	44		–99	11.0	801920
FN3359-800-99		800 (876)	400	5.3	39		–99	20.0	806276
FN3359-1000-99		1000 (1095)	560	5.3	60		–99	20.0	806276
FN3359-1600-99		1600 (1600)	900	5.1	131		–99	27.0	n.a.
FN3359-1600-99-UL		1600 (1600)	900	5.1	131		–99	27.0	n.a.
FN3359-2500-99		2500 (2500)	1320	5.1	300		–99	69.0	n.a.
FN3359HV-150-28		150 (164)	110	7.5	24	–28		6.0	801917
FN3359HV-180-28		180 (197)	132	7.5	34	–28		6.0	801917
FN3359HV-250-28		250 (250)	200	7.5	49	–28		9.5	801918
FN3359HV-320-99		320 (350)	250	7.5	19		–99	10.5	801919
FN3359HV-400-99		400 (438)	315	7.5	29		–99	10.5	801919
FN3359HV-600-99		600 (657)	500	7.5	44		–99	11.0	801920
FN3359HV-800-99		800 (876)	630	7.5	39		–99	21.0	806276
FN3359HV-1000-99		1000 (1095)	710	7.5	60		–99	21.0	806276
FN3359HV-1600-99		1600 (1600)	1320	7.5	131		–99	27.0	n.a.
FN3359HV-1600-99-UL		1600 (1600)	1320	7.5	131		–99	27.0	n.a.
FN3359HV-2500-99		2500 (2500)	2000	7.7	300		–99	69.0	n.a.

* Calculated at rated current, 480 VAC (FN 3359)/690 VAC (FN 3359 HV) and cos phi=0.8. The exact value depends upon the efficiency of the drive, the motor and the entire application.
** Standardized calculated leakage current acc. IEC60939 under normal operating conditions (FN 3359 at 520 VAC and FN 3359 HV at 760 VAC).
*** Please contact your local Schaffner partner to order the optional protective covers with the order code in the table above (n.a.: not available)
**** For terminal type -28 the max. current is limited to 250A, therefore no uprating possible at lower temperatures.

Distribution Inventory

Up-to-date inventory levels for global distributors is available at

https://products.schaffner.com/stock

or via the QR code printed on the right side

Typical Filter Attenuation

Per CISPR 17; A=50 Ω/50 Ω sym; B=50 Ω/50 Ω asym; C=0.1 Ω/100 Ω sym; D=100 Ω/0.1 Ω sym

150 to 180 A types

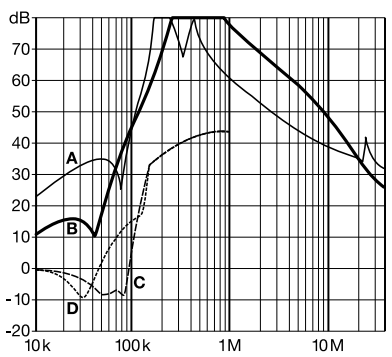

250 to 600 A types

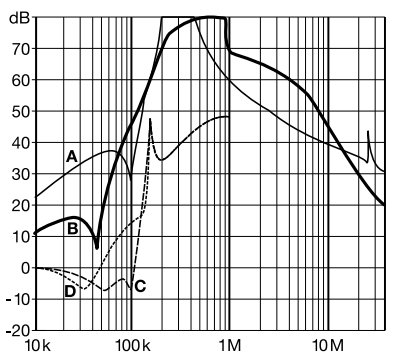

800 and 1000 A types

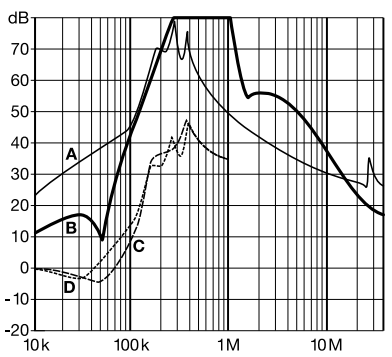

1600 and 2500 A types

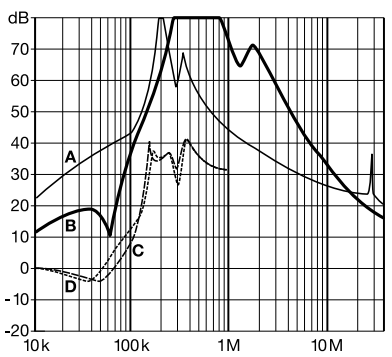

Mechanical Data

150 to 250 A types

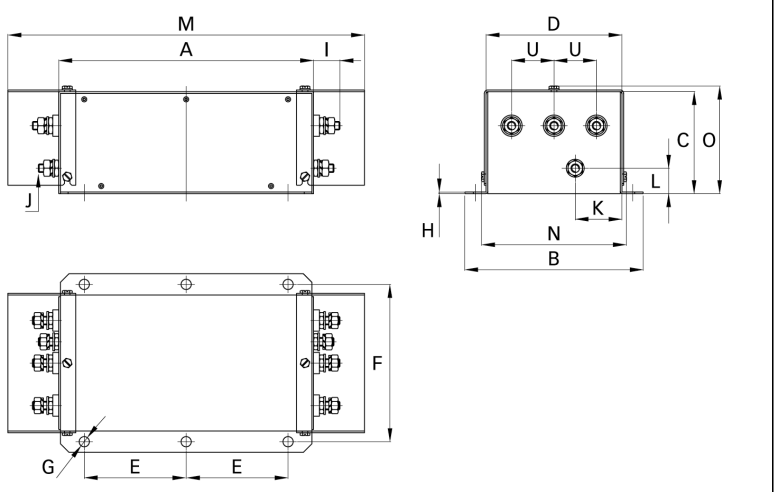

320 to 2500 A types

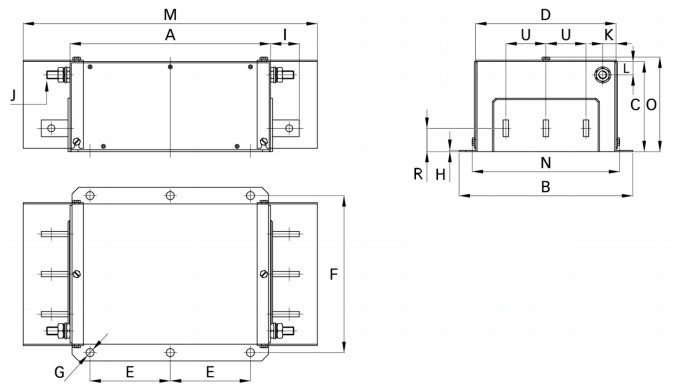

Busbar Connections

320 to 1000 A types

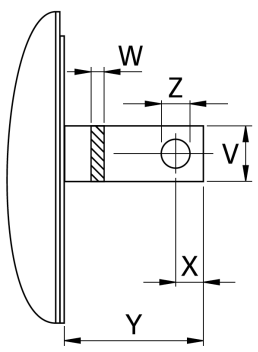

1600 A types

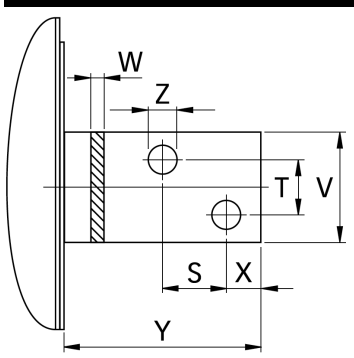

2500 A types

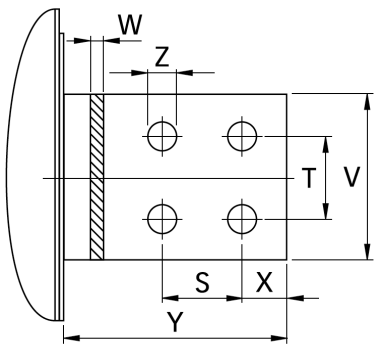

Dimensions

	150 A	180 A	250 A	320 A	400 A	600 A	800 A	1000 A	1600 A	2500 A
A	300	300	300	300	300	300	350	350	400	450
B	210	210	230	260	260	260	280	280	300	370
C	120	120	125	115	115	135	170	170	160	220
D	160	160	180	210	210	210	230	230	250	300
E	120	120	120	120	120	120	145	145	170	200
F	185	185	205	235	235	235	255	255	275	330
G	Ø12	Ø12	Ø12	Ø12	Ø12	Ø12	Ø12	Ø12	Ø12	Ø14
H	2	2	2	2	2	2	3	3	3	3
I	33	33	33	43	43	43	53	53	93	110
J	M10	M10	M10	M12	M12	M12	M12	M12	M12	M12
K	55	55	62.5	20	20	20	25	25	25	25
L	30	30	35	20	20	20	25	25	25	25
M	420	420	420	440	440	440	510	510	n.a.	n.a.
N	171	171	191	221	221	221	241	241	n.a.	n.a.
O	127	127	132	122	122	142	177	177	n.a.	n.a.
R				37	37	37	68	68	68	85
S									26	35
T									26	35
U	50	50	55	60	60	60	60	60	60	100
V				25	25	25	40	40	60	80
W				6	6	8	8	8	10	15
X				15	15	15	20	20	17	20
Y				40	40	40	50	50	93	110
Z				Ø10.5	Ø10.5	Ø10.5	Ø14	Ø14	Ø14	Ø14

All dimensions in mm; 1 inch = 25.4 mm
Tolerances according: ISO 2768-m/EN 22768-m
(n.a.: not applicable)
Please visit www.schaffner.com to find more details on filter connectors.

We are here to help



Read more insights from TE's experts:

Schaffner is now part of TE Connectivity

Learn more about Corcom products

Connect With Us

We make it easier to connect with our experts and are ready to provide the support you need.
Visit **te.com/support** to chat with a Product Information Specialist.

Contact a TE expert today

te.com

©2025 TE Connectivity plc. All Rights Reserved.

TE Connectivity, TE, TE connectivity (logo), and EVERY CONNECTION COUNTS, ECOsine, Schaffner are trademarks owned or licensed by TE Connectivity plc. family of companies. All other logos, products and/or company names referred to herein might be trademarks of their respective owners.

While TE has made every reasonable effort to ensure the accuracy of the information in this document, TE does not guarantee that it is error-free, nor does TE make any other representation, warranty or guarantee that the information is accurate, correct, reliable or current. TE reserves the right to make any changes to the information contained herein without prior notice. TE Connectivity assumes only those obligations set forth in the terms and conditions for this product and shall in no event be liable for any incidental, indirect, or consequential damages arising out of the sale, resale, use, or misapplication of the product. TE expressly disclaims any implied warranties with respect to the information contained herein, including, but not limited to, implied warranties of merchantability or fitness for a particular purpose. Dimensions, specifications and/or information contained herein are for reference purposes only and are subject to change without notice. Consult TE for the latest dimensions, specifications and/or information. Users of TE Connectivity products must make their own assessment as to whether the respective product is suitable for the respective desired application.

ED 01/25

schaffner MORE POWER TO YOU is now part of TE connectivity