B	A	CKT. SIZE
51.60±0.55	46.20	24
47.40±0.55	42.00	22
43.20±0.50	37.80	20
39.00±0.45	33.60	18
34.80±0.35	29.40	16
30.60±0.30	25.20	14
26.40±0.30	21.00	12
22.20±0.30	16.80	10
18.00±0.30	12.60	8
13.80±0.25	8.40	6
9.60±0.25	4.20	4
5.40±0.20	--	2

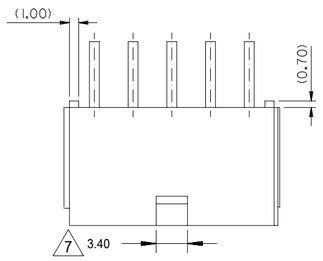

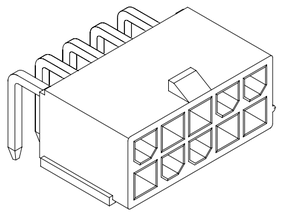

ISOMETRIC VIEW

LEGEND

87427-****

CKT. SIZE
(SEE SHEET 2).

PLATING OPTIONS
2 = NOTE 2.2
4 = NOTE 2.2

PACKAGING & COLOR OPTIONS 4
0 = TRAY PACKED - COLOR BEIGE
2 = TUBE PACKED - COLOR BEIGE
3 = TAPE & REEL PACKED - COLOR BEIGE
7 = TRAY PACKED - COLOR BLACK

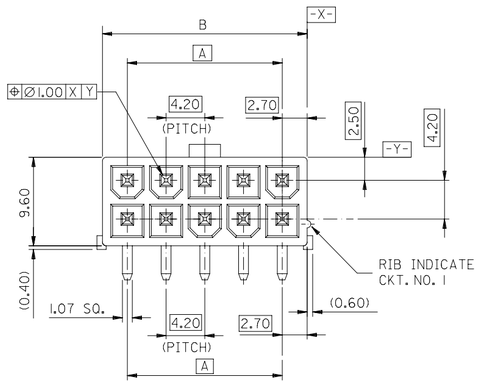

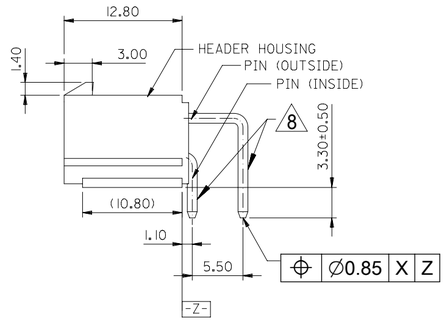

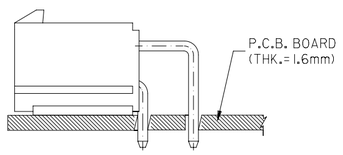

RECOMMENDED INSTALLATION PATTERN

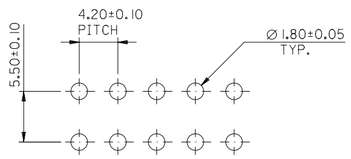

RECOMMENDED P.C.B. LAYOUT

NOTES

1. MATERIALS:
   - HEADER: NYLON 46, UL94V-0, COLOR SEE LEGEND.
   - PIN: BRASS
2. FINISH- PLATING OF PIN:

2.2 MATTE TIN .00254 MIN. OVER NICKEL .00127 MIN.

3. PRODUCT SPECIFICATION: PS-87427-0001.
4. PACKAGING SPECIFICATION:
   TRAY PACK PER PK-87427-001.
   TAPE & REEL PACK PER PK-87427-009.
5. MATES WITH: MINI-FIT JR. RECEPTACLE SERIES 5557.
6. THESE PARTS CONFORM TO CLASS "B" REQUIREMENTS OF COSMETIC SPECIFICATION PS-45499-002.
7. THIS DIMENSION IS 4.2 ON 2 CKT PARTS.
8. FORMING MARKS ARE ACCEPTABLE
9. DISCOLORATION IN THE BANDOLIER CARRIER AREA OF THE PIN IS INHERENT TO THE PLATING PROCESS AND IS DUE TO THE MASKING EFFECT OF THE CARRIER. THIS DISCOLORATION IS IN A NON-FUNCTIONAL AREA OF THE PIN AND WILL NOT AFFECT THE PERFORMANCE OF THE HEADER ASSEMBLY.
10. PARTS ARE NOT DESIGNED FOR CURRENT SHARING.
11. CONNECTORS ARE NOT TO BE MATED AND UNMATED WHILE CIRCUITS ARE LIVE.

SYMBOLS	
FA	= 0
FC	= 0
FD	= 0
S	= 0
	= 0
C	= 0
	= 0
	= 0
V	= 0

THIS DRAWING CONTAINS INFORMATION THAT IS PROPRIETARY TO MOLEX ELECTRONIC TECHNOLOGIES, LLC AND SHOULD NOT BE USED WITHOUT WRITTEN PERMISSION

DIMENSION UNITS: MM ONLY
SCALE: 2:1

GENERAL TOLERANCES (UNLESS SPECIFIED)

	MM	INCH
4 PLACES	±	±
3 PLACES	±	±
2 PLACES	± 0.2	±
1 PLACE	± 0.2	±
0 PLACES	±	±
ANGULAR TOL	± 3.0 °	

DRAFT WHERE APPLICABLE MUST REMAIN WITHIN DIMENSIONS

CURRENT REV DESC: ADDED T&R P/N'S

EC NO: 643503
DRWN: EHAUGERUD 2020/08/17
CHK'D: DSTEIER 2020/08/26
APPR: FSMITH 2020/08/27

INITIAL REVISION:
DRWN: STEVEN 1995/02/27
APPR: FSMITH 2010/04/09

THIRD ANGLE PROJECTION | DRAWING: C-SIZE | SERIES: 87427

molex

4.2MM W-T-B,
RIGHT ANGLE HEADER WITHOUT MOUNTING FLANGES

PRODUCT CUSTOMER DRAWING

DOCUMENT NUMBER	DOC TYPE	DOC PART	REVISION
874270000-SD	PSD	000	A1

MATERIAL NUMBER	CUSTOMER	SHEET NUMBER
SEE CHART	GENERAL MARKET	1 OF 2

DOCUMENT STATUS	P1	RELEASE DATE	2020/08/27 21:20:11

THIS DRAWING REPLACES DRAWING SD-87427-**0*

FORMAT: Eng-lega-master-tb-prod-C
REVISION: D
DATE: 2017/10/06



CKT. SIZE 2



CKT. SIZE 6

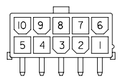

CKT. SIZE 10

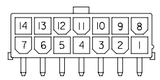

CKT. SIZE 14

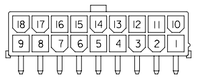

CKT. SIZE 18

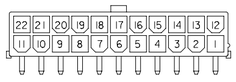

CKT. SIZE 22



CKT. SIZE 4

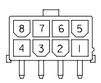

CKT. SIZE 8

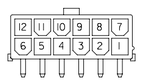

CKT. SIZE 12

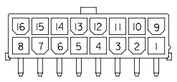

CKT. SIZE 16

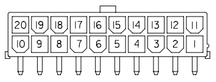

CKT. SIZE 20

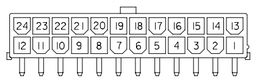

CKT. SIZE 24

ASSIGNMENT OF PART NUMBER DOES NOT INDICATE
PART AVAILABILITY. CONSULT FACTORY FOR AVAILABILITY.

PLATING	2.2 MATTE TIN OVER NICKEL			
COLOR	BEIGE	BLACK	BEIGE	CKT. SIZE
PACKAGING	T&R PACKED	TRAY PACKED	TRAY PACKED	
	87427-2434	87427-2472	87427-2402	24
	87427-2234	87427-2272	87427-2202	22
	87427-2034	87427-2072	87427-2002	20
	87427-1834	87427-1872	87427-1802	18
	87427-1634	87427-1672	87427-1602	16
	87427-1434	87427-1472	87427-1402	14
	87427-1234	87427-1272	87427-1202	12
	87427-1034	87427-1072	87427-1002	10
	87427-0834	87427-0872	87427-0802	8
	87427-0634	87427-0672	87427-0602	6
	87427-0434	87427-0472	87427-0402	4
	87427-0234	87427-0272	87427-0202	2

SYMBOLS
FA = 0
FC = 0
FD = 0
S = 0
= 0
C = 0
= 0
= 0
V = 0

THIS DRAWING CONTAINS INFORMATION THAT IS PROPRIETARY TO MOLEX ELECTRONIC TECHNOLOGIES, LLC AND SHOULD NOT BE USED WITHOUT WRITTEN PERMISSION

DIMENSION UNITS: MM ONLY
SCALE: 1:1

GENERAL TOLERANCES (UNLESS SPECIFIED)

	MM	INCH
4 PLACES	±	±
3 PLACES	±	±
2 PLACES	± 0.2	±
1 PLACE	± 0.2	±
0 PLACES	±	±
ANGULAR TOL	± 3.0 °	

DRAFT WHERE APPLICABLE MUST REMAIN WITHIN DIMENSIONS

CURRENT REV DESC: ADDED T&R P/N'S

EC NO: 643503
DRWN: EHAUGERUD 2020/08/17
CHK'D: DSTEIER 2020/08/26
APPR: FSMITH 2020/08/27

INITIAL REVISION:
DRWN: STEVEN 1995/02/27
APPR: FSMITH 2010/04/09

THIRD ANGLE PROJECTION | DRAWING: C-SIZE | SERIES: 87427

molex

4.2MM W-T-B,
RIGHT ANGLE HEADER WITHOUT MOUNTING FLANGES

PRODUCT CUSTOMER DRAWING

DOCUMENT NUMBER	DOC TYPE	DOC PART	REVISION
874270000-SD	PSD	000	A1

MATERIAL NUMBER	CUSTOMER	SHEET NUMBER
SEE CHART	GENERAL MARKET	2 OF 2

DOCUMENT STATUS	P1	RELEASE DATE	2020/08/27 21:20:11

FORMAT: Eng-lega-master-tb-prod-C
REVISION: D
DATE: 2017/10/06