Single Turn Trimmer

Model 72

Features:

- 3/8” square
- Single turn
- Cermet

Electrical

Standard Resistance Range, Ohms	10 to 2Meg
Standard Resistance Tolerance	±10% (<100 Ohms = ±20%)
Input Voltage, Maximum	200 Vdc or rms not to exceed power rating
Slider Current, Maximum	100mA or within rated power, whichever is less
Power Rating, Watts	0.5 at 85°C derating to 0 at 125°C
End Resistance, Maximum	2 Ohms
Actual Electrical Travel, Nominal	244°
Dielectric Strength	900 Vrms
Insulation Resistance, Minimum	1,000 Megohms
Resolution	Essentially infinite
Contact Resistance Variation, Maximum	1% or 1 Ohm, whichever is greater

Environmental

Seal	85°C Fluorinert® (No Leaks)
Temperature Coefficient, Maximum	±100ppm/°C
Operating Temperature Range	–55°C to +125°C
Thermal Shock	5 cycles, –55°C to +125°C (1% ΔRT, 1% ΔVR)
Moisture Resistance	Ten 24 hour cycles (1% ΔRT, IR 100 Megohms Min.)
Shock, 6ms Sawtooth	100G’s (1% ΔRT, 1% ΔVR)
Vibration	20G’s, 10 to 2,000 Hz (1% ΔRT, 1% ΔVR)
High Temperature Exposure	250 hours at 125°C (2% ΔRT, 2% ΔVR)
Rotational Life	200 cycles (3% ΔRT)
Load Life at 0.5 Watts	1,000 hours at 70°C (2% ΔRT)
Resistance to Solder Heat	260°C for 10 sec. (1% ΔRT)

Mechanical

Mechanical Stops	Solid
Torque, Starting Maximum	3 oz.-in. (0.021 N-m)
Weight, Nominal	.025 oz. (0.70 grams)

General Note
TT Electronics reserves the right to make changes in product specification without notice or liability. All information is subject to TT Electronics’ own data and is considered accurate at time of going to print.

© TT electronics plc

TT Electronics | BI Technologies
4200 Bonita Place, Fullerton, CA USA 92835-1053 |Ph: +1 714-447-2300
www.ttelectronics.com | sensors@ttelectronics.com

Packaging Information

Standard: Boxes

Capacity	=	100 Units

Option: Tubes

All units oriented with #1 pin to same side.

	Pin Style		P, PM	X, XL, XW, RW
Magazine	Width	=	0.47"	0.29"
	Height	=	0.54"	0.76"
	Length	=	20.5"	20.1"
	Capacity	=	50 Units	50 Units

Option: Tape & Reel, Ammo Pack (Available only for 72RW only)

All units oriented with #1 pin to the right of the direction of feed.

	Seat Plane to Centerline of Sprocket Hole	=	.71" (18.03 mm)
Tape	Width	=	18 mm
	Sprocket	=	Single Hole .50" spacing
	Capacity	=	1,000 Units
Reel	Diameter	=	14" (356mm)
Ammo	Tape Fold	=	12" (305mm)
	Box	=	1.8" x 13" x 10" (46mm x 330mm x 254mm)

EXTENDED ROTOR OPTION (Inch/mm)

Available for all Model 72 pin styles:

72PE, 72PLE, 72PME, 72PXE, 72RPXE, 72XE, 72RXE, 72XLE, 72RXLE, 72RWE, 72XWE, 72RXWE

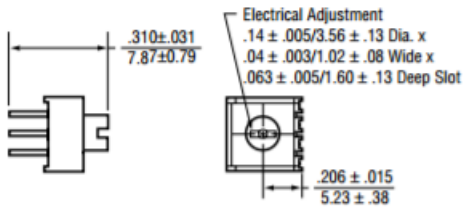

ADJUSTMENT KNOB OPTION (Inch/mm)

Available options:

72XT- Side Adjustment (See 72X for Pin Configuration)
72PT- Top Adjustment (See 72P for Pin Configuration)

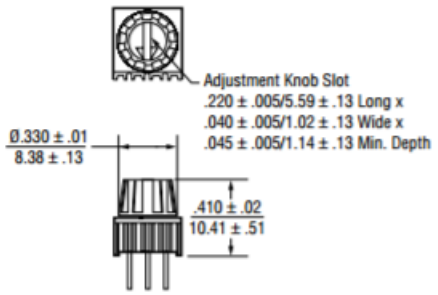

72PT Shown - Dimensions applicable to 72XT

General Note

TT Electronics reserves the right to make changes in product specification without notice or liability. All information is subject to TT Electronics' own data and is considered accurate at time of going to print.

TT Electronics | BI Technologies

4200 Bonita Place, Fullerton, CA USA 92835-1053 |Ph: +1 714-447-2300

www.ttelectronics.com | sensors@ttelectronics.com

© TT electronics plc

Outline Drawings—Top Adjustment

Model 72P

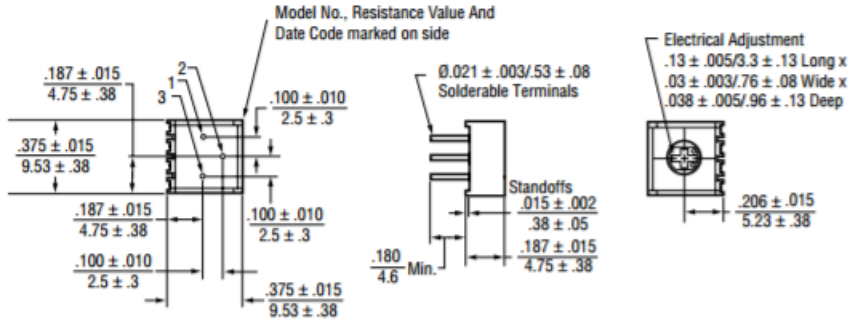

Note: Model 72P dimensions applicable to all other models except as noted.

Model 72PL

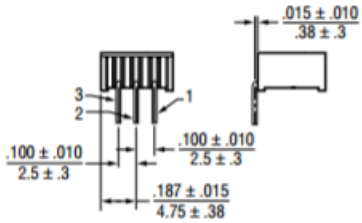

Model 72PM

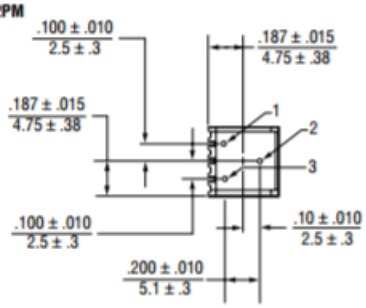

Model 72PX, 72RPX

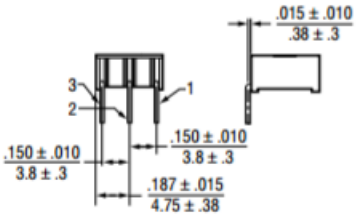

Model 72RPX - Terminals 1 and 3 are reversed

Model 72RP

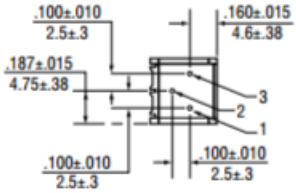

© TT electronics plc

Outline Drawings—Side Adjustment

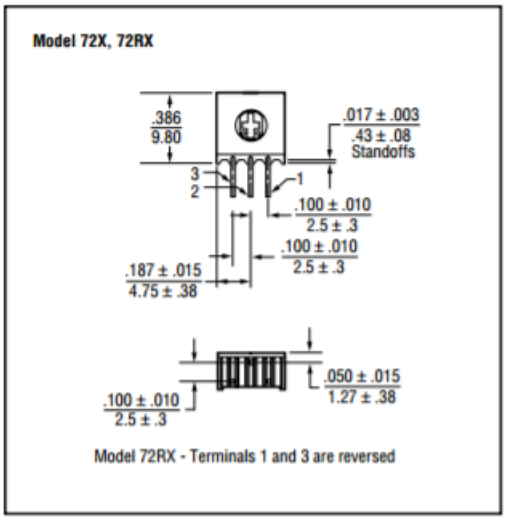

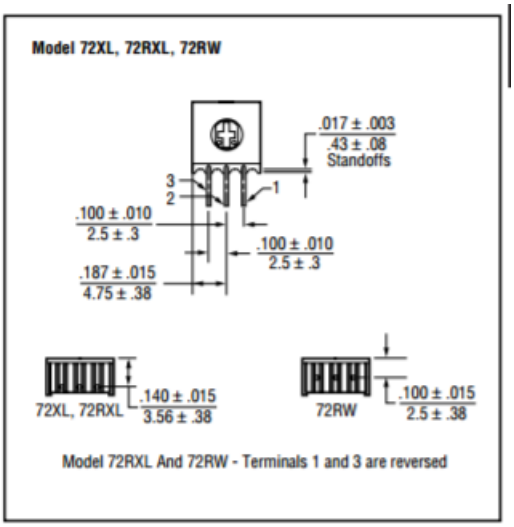

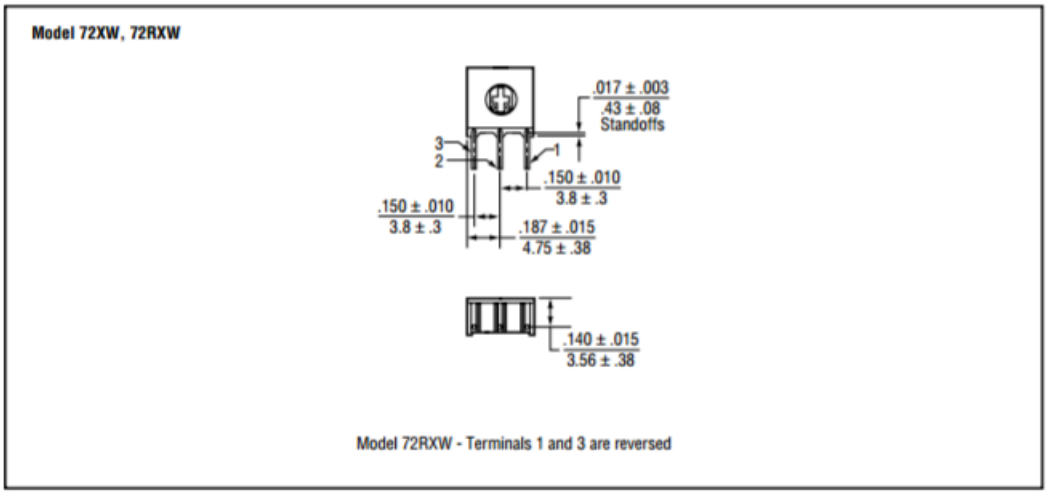

General Note
TT Electronics reserves the right to make changes in product specification without notice or liability. All information is subject to TT Electronics' own data and is considered accurate at time of going to print.

TT Electronics | BI Technologies
4200 Bonita Place, Fullerton, CA USA 92835-1053 |Ph: +1 714-447-2300
www.ttelectronics.com | sensors@ttelectronics.com

© TT electronics plc

Ordering Information

Standard:

72 P R 10K LF

- Model Series
- Pin Style
- Resistance Prefix
- Resistance Value
- RoHS Compliant Product Code - Optional

Option:

72 W R 10K LF TB

- Pin Style
- Packaging Option:
  TB = Tubes
  (Pin styles P, PM, X, XL, XW, RW)
- RoHS Compliant Product Code - Optional

Option:

72 RW F R 10K LF TR

- Pin Style
- Pin Style Suffix:
  (Used with AP and TR packaging options.
  Applicable to pin style RW only.
  "F" designates 0.70" lead length.)
- Packaging Option:
  AP = Ammo pack
  TR = Tape & Reel
  (Pin style RW only)
- RoHS Compliant Product Code - Optional

Option:

72 X T R 10K LF

- Pin Style
- Adjustment Options:
  T = Knob Option
  Applicable to pin style X & P only.
  E = Extended Rotor Option
  Applicable to all pin styles.
- RoHS Compliant Product Code - Optional

Standard Resistance Values, Ohms

10	100	1K	10K	50K	250K	2Meg
20	200	2K	20K	100K	500K	
50	500	5K	25K	200K	1Meg	

Circuit Diagram

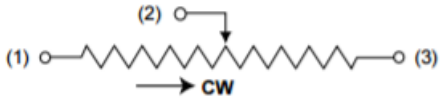

NOTES

Metric equivalents, based on 1 inch = 25.4mm are rounded to the same number of significant figures as in the original English units and are provided for general information only.

Tolerances unless otherwise specified:
Linear = ± .01 inches (.25mm)
Angular = ± 2 degrees

DIMENSIONS
INCH
mm
THIRD ANGLE PROJECTION

General Note
TT Electronics reserves the right to make changes in product specification without notice or liability. All information is subject to TT Electronics' own data and is considered accurate at time of going to print.

© TT electronics plc

TT Electronics | BI Technologies
4200 Bonita Place, Fullerton, CA USA 92835-1053 |Ph: +1 714-447-2300
www.ttelectronics.com | sensors@ttelectronics.com