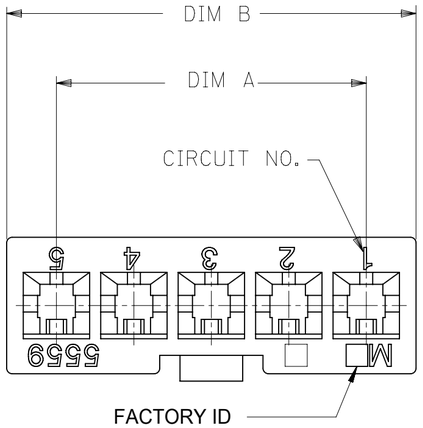

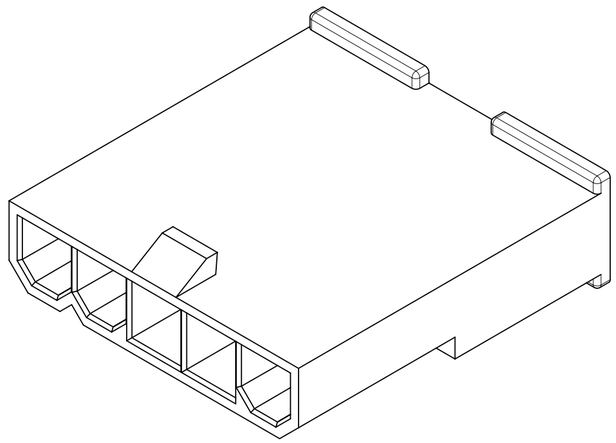

CKT SIZE	DIM A	DIM B	DIM C	DIM D
2	.165 (4.20)	.378 (9.60)	.394 (10.00)	.591 (15.00)
4	.496 (12.60)	.709 (18.00)	.724 (18.40)	.921 (23.40)
5	.661 (16.80)	.874 (22.20)	.890 (22.60)	1.087 (27.60)
6	.827 (21.00)	1.039 (26.40)	1.055 (26.80)	1.252 (31.80)
7	.992 (25.20)	1.205 (30.60)	1.220 (31.00)	1.417 (36.00)
8	1.157 (29.40)	1.370 (34.80)	1.386 (35.20)	1.583 (40.20)
9	1.323 (33.60)	1.535 (39.00)	1.551 (39.40)	1.748 (44.40)
10	1.488 (37.80)	1.701 (43.20)	1.717 (43.60)	1.913 (48.60)
11	1.654 (42.00)	1.866 (47.40)	1.882 (47.80)	2.079 (52.80)
12	1.819 (46.20)	2.031 (51.60)	2.047 (52.00)	2.244 (57.00)

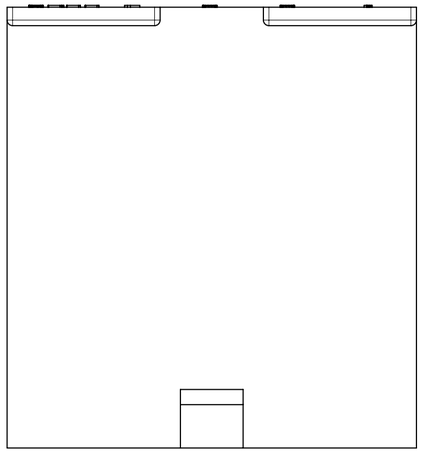

5 CKT WITHOUT
MOUNTING EARS SHOWN

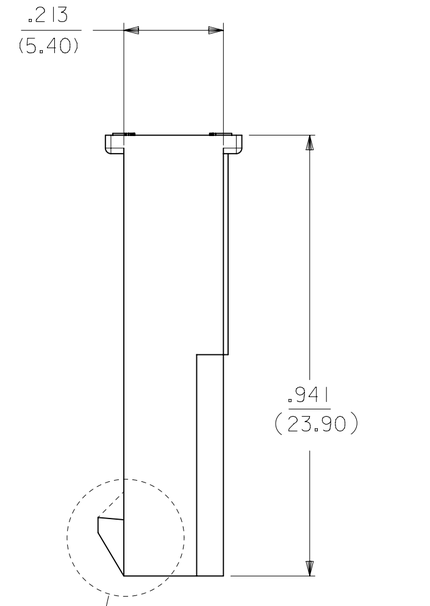

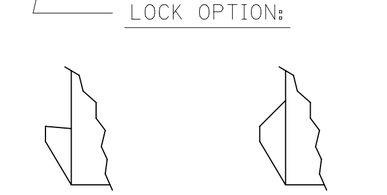

NOTES:
1. MATERIAL: BLANK=NYLON 6/6, UL 94V-2, COLOR: NATURAL.
   210=NYLON 6/6, UL 94V-0, COLOR: NATURAL.
   400=NYLON 6/6, UL 94 V-0, COLOR: BLACK.
2. FINISH: NOTE APPLICABLE
3. PRODUCT SPECIFICATION: PS-5556-001
4. PACKAGING SPECIFICATION: BULK PER PK-5559-003
5. THIS PART MATES WITH RECEPTACLE NO. 5557.
6. THIS PART IS FOR USE WITH MOLEX MALE TERMINAL NO. 5558-*
7. PANEL MOUNT VERSION IS FOR USE WITH .031/.079/(0.80/2.00) THICK PANELS.
8. PANEL SHOULD BE PUNCHED IN THE DIRECTION OF CONNECTOR INSERTION.
9. FACTORY ID MAY BE LOCATED ON EARS.
10. THIS PART CONFORMS TO CLASS B REQUIREMENTS OF COSMETIC SPECIFICATION PS-45499-002.
11. PART IS NOT DESINGED FOR CURRENT SHARING.
12. PARTS ARE NOT TO BE MATED OR UNMATED WHILE CIRCUITS ARE LIVE.
13. WIRES ARE TO BE DRESSED IN SHUCH A MANNER TO ALLOW THE TERMNALS TO FLOAT FREELY IN THE POCKET.

THIS DRAWING CONTAINS INFORMATION THAT IS PROPRIETARY TO MOLEX ELECTRONIC TECHNOLOGIES, LLC AND SHOULD NOT BE USED WITHOUT WRITTEN PERMISSION

SYMBOLS: FA = 0; FC = 0; FB = 0; S = 0; ▼ = 0; C = 0; ☒ = 0; ■ = 0; D = 0

DIMENSION UNITS: IN/MM
SCALE: 1:1

GENERAL TOLERANCES (UNLESS SPECIFIED)

	MM	INCH
4 PLACES	±	±
3 PLACES	±	± 0.01
2 PLACES	± 0.25	± 0.015
1 PLACE	± 0.38	±
0 PLACES	±	±
ANGULAR TOL	± 0.5 °	

DRAFT WHERE APPLICABLE MUST REMAIN WITHIN DIMENSIONS

CURRENT REV DESC: INITIAL REVISION

EC NO: 173061
DRWN: AZAHIROVIC 2018/02/26
CHK'D: JBELL 2018/04/06
APPR: FSMITH 2018/04/13

INITIAL REVISION:
DRWN: KSS 1989/02/19
APPR: FSMITH 2011/03/10

THIRD ANGLE PROJECTION | DRAWING: C-SIZE | SERIES: 5559

molex

MINI-FIT JR. SERIES PLUG
(SINGLE ROW)

PRODUCT CUSTOMER DRAWING

DOCUMENT NUMBER	DOC TYPE	DOC PART	REVISION
55590002-SD	PSD	000	A

MATERIAL NUMBER	CUSTOMER	SHEET NUMBER
SEE CHART	GENERAL MARKET	1 OF 3

DOCUMENT STATUS	P1	RELEASE DATE	2018/04/13 22:56:47

THIS DRAWING REPLACES DRAWING SD-5559-NLP+

FORMAT: Eng-lega-master-db-prod-C
REVISION: D
DATE: 2018/01/18

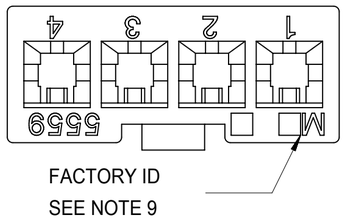



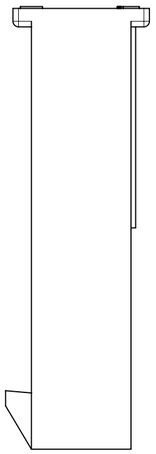

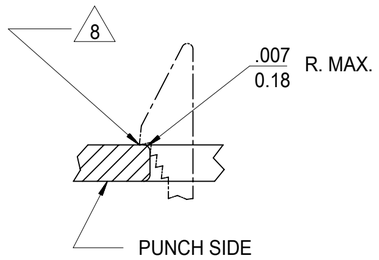

SECTION "Z"-"Z"
NO SCALE

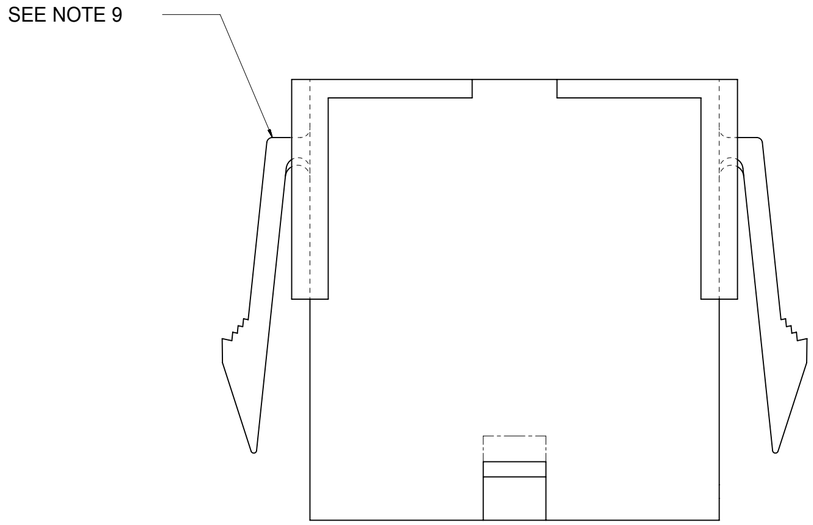

WITH MOUNTING EARS

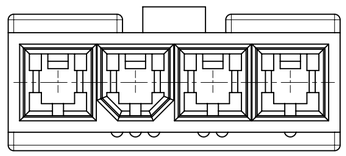

4 CKT WITHOUT
MOUNTING EARS SHOWN

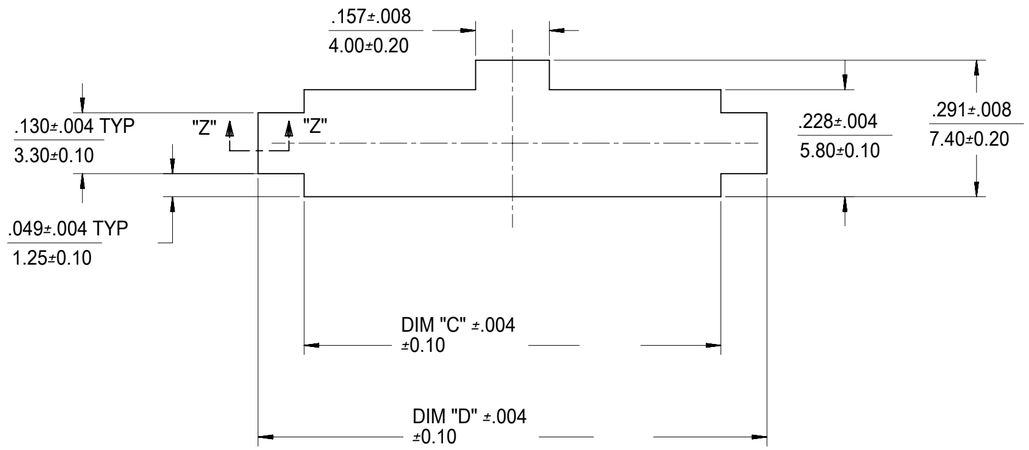

RECOMMENDED PANEL CUT-OUT
(SEE NOTE 7 & 8)

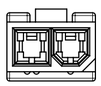

2 CIRCUIT

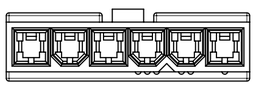

6 CIRCUIT

POLARIZATION

DOCUMENT STATUS	P1	RELEASE DATE	2018/04/13	22:56:47

THIS DRAWING REPLACES DRAWING SD-5559-NLP+

THIS DRAWING CONTAINS INFORMATION THAT IS PROPRIETARY TO MOLEX ELECTRONIC TECHNOLOGIES, LLC AND SHOULD NOT BE USED WITHOUT WRITTEN PERMISSION

SYMBOLS: FA = 0, FC = 0, FD = 0, S = 0, ▼ = 0, C = 0, ☒ = 0, ■ = 0, C = 0

DIMENSION UNITS: IN/MM
SCALE: 1:1

GENERAL TOLERANCES (UNLESS SPECIFIED)

	MM	INCH
4 PLACES	±	±
3 PLACES	±	± 0.01
2 PLACES	± 0.25	± 0.015
1 PLACE	± 0.38	±
0 PLACES	±	±
ANGULAR TOL		± 0.5 °

DRAFT WHERE APPLICABLE MUST REMAIN WITHIN DIMENSIONS

CURRENT REV DESC: INITIAL REVISION

EC NO: 173061
DRWN: AZAHIROVIC 2018/02/26
CHK'D: JBELL 2018/04/06
APPR: FSMITH 2018/04/13

INITIAL REVISION:
DRWN: KSS 1989/02/19
APPR: FSMITH 2011/03/10

THIRD ANGLE PROJECTION

DRAWING: C-SIZE
SERIES: 5559

molex

MINI-FIT JR. SERIES PLUG
(SINGLE ROW)

PRODUCT CUSTOMER DRAWING

DOCUMENT NUMBER	DOC TYPE	DOC PART	REVISION
55590002-SD	PSD	000	A

MATERIAL NUMBER	CUSTOMER	SHEET NUMBER
SEE CHART	GENERAL MARKET	2 OF 3

FORMAT: Eng-legs-master-tb-prod-C
REVISION: D
DATE: 2018/01/18

TOOLED	PART NO	ENG NO	CKT SIZE	MOUNTING OPTION	LOCK OPTION	MATERIAL SEE NOTE I
YES	46999-0655	5559-02P2	2	W/EARS	POSITIVE	94V-2
YES	46999-0656	5559-02P3	2	W/O EAR	POSITIVE	94V-2
YES	46999-0657	5559-02P2-210	2	W/EARS	POSITIVE	94V-0
YES	46999-0658	5559-02P3-210	2	W/O EAR	POSITIVE	94V-0
YES	46999-0884	5559-02P2-400	2	W/EARS	POSITIVE	94V-0 BLACK
YES	46999-0885	5559-02P3-400	2	W/O EAR	POSITIVE	94V-0 BLACK
O	39-01-4042	5559-04P2	4	W/EARS	POSITIVE	94V-2
YES	39-01-4046	5559-04P3	4	W/O EAR	POSITIVE	94V-2
YES	39-01-4043	5559-04P2-210	4	W/EARS	POSITIVE	94V-0
YES	39-01-4047	5559-04P3-210	4	W/O EAR	POSITIVE	94V-0
YES	46999-0561	5559-04P3-400	4	W/O EAR	POSITIVE	94V-0 BLACK
YES	39-01-4052	5559-05P2	5	W/EARS	POSITIVE	94V-2
YES	39-01-4056	5559-05P3	5	W/O EAR	POSITIVE	94V-2
YES	39-01-4053	5559-05P2-210	5	W/EARS	POSITIVE	94V-0
YES	39-01-4057	5559-05P3-210	5	W/O EAR	POSITIVE	94V-0
YES	50-30-4446	5559-05P3-400	5	W/O EAR	POSITIVE	94V-O BLACK
YES	39-01-4062	5559-06P2	6	W/EARS	POSITIVE	94V-2
YES	39-01-4066	5559-06P3	6	W/O EAR	POSITIVE	94V-2
YES	46999-0886	5559-06P2-400	6	W/EARS	POSITIVE	94V-0 BLACK
YES	46999-0887	5559-06P3-400	6	W/O EAR	POSITIVE	94V-0 BLACK
YES	39-01-4063	5559-06P2-210	6	W/EARS	POSITIVE	94V-0
YES	39-01-4067	5559-06P3-210	6	W/O EAR	POSITIVE	94V-0
NO	39-01-4072	5559-07P2	7	W/EARS	POSITIVE	94V-2
NO	39-01-4076	5559-07P3	7	W/O EAR	POSITIVE	94V-2
NO	39-01-4073	5559-07P2-210	7	W/EARS	POSITIVE	94V-0
NO	39-01-4077	5559-07P3-210	7	W/O EAR	POSITIVE	94V-0
NO	39-01-4082	5559-08P2	8	W/EARS	POSITIVE	94V-2
NO	39-01-4086	5559-08P3	8	W/O EAR	POSITIVE	94V-2
NO	39-01-4083	5559-08P2-210	8	W/EARS	POSITIVE	94V-0
NO	39-01-4087	5559-08P3-210	8	W/O EAR	POSITIVE	94V-0
NO	39-01-4092	5559-09P2	9	W/EARS	POSITIVE	94V-2
NO	39-01-4096	5559-09P3	9	W/O EAR	POSITIVE	94V-2
NO	39-01-4093	5559-09P2-210	9	W/EARS	POSITIVE	94V-0
NO	39-01-4097	5559-09P3-210	9	W/O EAR	POSITIVE	94V-0
NO	39-01-4102	5559-10P2	10	W/EARS	POSITIVE	94V-2
NO	39-01-4106	5559-10P3	10	W/O EAR	POSITIVE	94V-2
NO	39-01-4103	5559-10P2-210	10	W/EARS	POSITIVE	94V-0
NO	39-01-4107	5559-10P3-210	10	W/O EAR	POSITIVE	94V-0
NO	39-01-4112	5559-11P2	11	W/EARS	POSITIVE	94V-2
NO	39-01-4116	5559-11P3	11	W/O EAR	POSITIVE	94V-2
NO	39-01-4113	5559-11P2-210	11	W/EARS	POSITIVE	94V-0
NO	39-01-4117	5559-11P3-210	11	W/O EAR	POSITIVE	94V-0
NO	39-01-4122	5559-12P2	12	W/EARS	POSITIVE	94V-2
NO	39-01-4126	5559-12P3	12	W/O EAR	POSITIVE	94V-2
NO	39-01-4123	5559-12P2-210	12	W/EARS	POSITIVE	94V-0
NO	39-01-4127	5559-12P3-210	12	W/O EAR	POSITIVE	94V-0

TOOLED	PART NO	ENG NO	CKT SIZE	MOUNTING OPTION	LOCK OPTION	MATERIAL SEE NOTE I
NO	NO E.D.P.	5559-04P4	4	W/EARS	PASSIVE	94V-2
NO	NO E.D.P.	5559-04P5	4	W/O EAR	PASSIVE	94V-2
NO	NO E.D.P.	5559-04P4-210	4	W/EARS	PASSIVE	94V-0
NO	NO E.D.P.	5559-04P5-210	4	W/O EAR	PASSIVE	94V-0
YES	50-29-1599	5559-05P4-210	5	W/EARS	PASSIVE	94V-0
NO	NO E.D.P.	5559-05P5-210	5	W/O EAR	PASSIVE	94V-0
NO	NO E.D.P.	5559-05P5-400	5	W/O EAR	PASSIVE	94V-O BLACK
NO	NO E.D.P.	5559-06P4	6	W/EARS	PASSIVE	94V-2
NO	NO E.D.P.	5559-06P5	6	W/O EAR	PASSIVE	94V-2
NO	NO E.D.P.	5559-06P4-210	6	W/EARS	PASSIVE	94V-0
NO	NO E.D.P.	5559-06P5-210	6	W/O EAR	PASSIVE	94V-0
NO	NO E.D.P.	5559-07P4	7	W/EARS	PASSIVE	94V-2
NO	NO E.D.P.	5559-07P5	7	W/O EAR	PASSIVE	94V-2
NO	NO E.D.P.	5559-07P4-210	7	W/EARS	PASSIVE	94V-0
NO	NO E.D.P.	5559-07P5-210	7	W/O EAR	PASSIVE	94V-0
NO	NO E.D.P.	5559-08P4	8	W/EARS	PASSIVE	94V-2
NO	NO E.D.P.	5559-08P5	8	W/O EAR	PASSIVE	94V-2
NO	NO E.D.P.	5559-08P4-210	8	W/EARS	PASSIVE	94V-0
NO	NO E.D.P.	5559-08P5-210	8	W/O EAR	PASSIVE	94V-0
NO	NO E.D.P.	5559-09P4	9	W/EARS	PASSIVE	94V-2
NO	NO E.D.P.	5559-09P5	9	W/O EAR	PASSIVE	94V-2
NO	NO E.D.P.	5559-09P4-210	9	W/EARS	PASSIVE	94V-0
NO	NO E.D.P.	5559-09P5-210	9	W/O EAR	PASSIVE	94V-0
NO	NO E.D.P.	5559-10P4	10	W/EARS	PASSIVE	94V-2
NO	NO E.D.P.	5559-10P5	10	W/O EAR	PASSIVE	94V-2
NO	NO E.D.P.	5559-10P4-210	10	W/EARS	PASSIVE	94V-0
NO	NO E.D.P.	5559-10P5-210	10	W/O EAR	PASSIVE	94V-0
NO	NO E.D.P.	5559-11P4	11	W/EARS	PASSIVE	94V-2
NO	NO E.D.P.	5559-11P5	11	W/O EAR	PASSIVE	94V-2
NO	NO E.D.P.	5559-11P4-210	11	W/EARS	PASSIVE	94V-0
NO	NO E.D.P.	5559-11P5-210	11	W/O EAR	PASSIVE	94V-0
NO	NO E.D.P.	5559-12P4	12	W/EARS	PASSIVE	94V-2
NO	NO E.D.P.	5559-12P5	12	W/O EAR	PASSIVE	94V-2
NO	NO E.D.P.	5559-12P4-210	12	W/EARS	PASSIVE	94V-0
NO	NO E.D.P.	5559-12P5-210	12	W/O EAR	PASSIVE	94V-0

"O" = OBSOLETE

LEGEND

5559-** P * - *

- BASE NO
- CIRCUIT SIZE (04-12)
- PLUG
- MOUNTING AND LOCK OPTION:
  - 2=WITH EARS,POSITIVE LOCK
  - 3=WITHOUT EARS,POSITIVE LOCK
  - 4=WITH EARS,PASSIVE LOCK
  - 5=WITHOUT EARS,PASSIVE LOCK
- MATERIAL OPTION: SEE NOTE 1

DOCUMENT STATUS	P1	RELEASE DATE	2018/04/13 22:56:47

THIS DRAWING REPLACES DRAWING SD-5559-NLP+

THIS DRAWING CONTAINS INFORMATION THAT IS PROPRIETARY TO MOLEX ELECTRONIC TECHNOLOGIES, LLC AND SHOULD NOT BE USED WITHOUT WRITTEN PERMISSION

SYMBOLS: A = 0, F = 0, E = 0, S = 0, ▼ = 0, C = 0, ☒ = 0, ■ = 0, V = 0

DIMENSION UNITS: IN/MM — SCALE: 1:1

GENERAL TOLERANCES (UNLESS SPECIFIED)

	MM	INCH
4 PLACES	±	±
3 PLACES	±	± 0.01
2 PLACES	± 0.25	± 0.015
1 PLACE	± 0.38	±
0 PLACES	±	±
ANGULAR TOL	± 0.5 °	

DRAFT WHERE APPLICABLE MUST REMAIN WITHIN DIMENSIONS

CURRENT REV DESC: INITIAL REVISION

EC NO: 173061

DRWN:	AZAHIROVIC	2018/02/26
CHK'D:	JBELL	2018/04/06
APPR:	FSMITH	2018/04/13

INITIAL REVISION:

DRWN:	KSS	1989/02/19
APPR:	FSMITH	2011/03/10

THIRD ANGLE PROJECTION

molex

MINI-FIT JR. SERIES PLUG (SINGLE ROW)

PRODUCT CUSTOMER DRAWING

DOCUMENT NUMBER	DOC TYPE	DOC PART	REVISION
55590002-SD	PSD	000	A

DRAWING	SERIES	MATERIAL NUMBER	CUSTOMER	SHEET NUMBER
C-SIZE	5559	SEE CHART	GENERAL MARKET	3 OF 3

FORMAT: Eng-lega-master-tb-prod-C
REVISION: D
DATE: 2018/01/18