394573-E

DO NOT USE FOR NEW DESIGN

ERNI | ERNI MicroSpeed Power Modules

TE Internal #: 394573-E

PCB Mount Header, Right Angle, Board-to-Board, 5 Position, 2 mm [.078 in] Centerline, Fully Shrouded, Gold (Au), ERNI MicroSpeed Power Modules

View on TE.com >

Connectors > PCB Connectors > PCB Headers & Receptacles



PCB Connector Type: **PCB Mount Header**

Connector System: **Board-to-Board**

Number of Positions: **5**

Number of Rows: **1**

Centerline (Pitch): **2 mm [.078 in]**

Features

Product Type Features

PCB Connector Type	PCB Mount Header
Connector System	Board-to-Board
Header Type	Fully Shrouded
Connector & Contact Terminates To	Printed Circuit Board
Connector Product Type	Connector Assembly

Configuration Features

Number of Columns	5
Number of Loaded Positions	5
Connector Contact Load Condition	Fully Loaded
Number of Positions	5
Number of Rows	1
PCB Mount Orientation	Right Angle
Board-to-Board Configuration	Co-Planar, Perpendicular

Electrical Characteristics

Contact Resistance	4 mΩ
Dielectric Withstanding Voltage (Max)	500 Vrms

Body Features

Primary Product Color	Black

Contact Features

PCB Contact Termination Area Plating Material Thickness	4 – 6 µm[157.48 – 236.22 µin]
Contact Layout	Inline
Contact Mating Area Length	2.75 mm[.108 in]
Contact Base Material	Copper Alloy
Contact Mating Area Plating Material	Gold (Au)
Contact Type	Tab
Contact Current Rating (Max)	18 A
PCB Contact Termination Area Plating Material	Tin

Termination Features

Termination Method to PCB	Through Hole - Solder

Mechanical Attachment

Mounting Alignment Feature Length	.7 mm[.027 in]
Mating Retention	With
PCB Mount Alignment Type	Locating Posts
Mating Alignment Type	Polarization
Connector Mounting Type	Board Mount
Mating Alignment	With
PCB Mount Alignment	With
PCB Mount Retention	With

Housing Features

Centerline (Pitch)	2 mm[.078 in]
Housing Material	Liquid Crystal Polymer (LCP)

Dimensions

Connector Height	5.85 mm[.23 in]
Connector Length	12.15 mm[.478 in]

Usage Conditions

Operating Temperature (Max)	125 °C[257 °F]

Operating Temperature Range	-55 – 125 °C[-67 – 257 °F]

Operation/Application

Circuit Application	Power & Signal

Industry Standards

Compatible With Agency/Standards Products	IEC, UL
Compatible With Approved Standards Products	UL E84703
UL Flammability Rating	UL 94V-0

Packaging Features

Packaging Method	Tape & Reel

Product Compliance

For compliance documentation, visit the product page on TE.com>

EU RoHS Directive 2011/65/EU	Compliant
EU ELV Directive 2000/53/EC	Not Yet Reviewed
China RoHS 2 Directive MIIT Order No 32, 2016	有害物质含量符合标准要求 No Restricted Substance(s) Above Threshold
EU REACH Regulation (EC) No. 1907/2006	Current ECHA Candidate List: FEB 2026 (253) Candidate List Declared Against: JAN 2025 (247) Does not contain REACH SVHC
Halogen Content	Low Bromine/Chlorine - Br and Cl < 900 ppm per homogenous material. Also BFR /CFR/PVC Free
Solder Process Capability	Not reviewed for solder process capability

Product Compliance Disclaimer

This information is provided based on reasonable inquiry of our suppliers and represents our current actual knowledge based on the information they provided. This information is subject to change. The part numbers that TE has identified as EU RoHS compliant have a maximum concentration of 0.1% by weight in homogenous materials for lead, hexavalent chromium, mercury, PBB, PBDE, DBP, BBP, DEHP, DIBP, and 0.01% for cadmium, or qualify for an exemption to these limits as defined in the Annexes of Directive 2011/65/EU (RoHS2). Finished electrical and electronic equipment products will be CE marked as required by Directive 2011/65/EU. Components may not be CE marked. Additionally, the part numbers that TE has identified as EU ELV compliant have a maximum concentration of 0.1% by weight in homogenous materials for lead, hexavalent chromium, and mercury, and 0.01% for cadmium, or qualify for an exemption to these limits as defined in the Annexes of Directive 2000/53/EC (ELV). Regarding the REACH Regulation, the information TE provides on SVHC in articles for this part number is based on the latest European Chemicals Agency (ECHA) 'Guidance on requirements for substances in articles' posted at this URL: https://echa.europa.eu/guidance-documents/guidance-on-reach

Compatible Parts



TE Part # 214914-E
MSPPM 5 F SMDTHR F8 * A V 137 094 * E008

TE Part # 214547-E
MSPPM 5 F SMD F6 * A V 137 094 * E008 J

TE Part # 214548-E
MSPPM 5 F SMD F8 * A V 137 094 * E008 J

TE Part # 214549-E
MSPPM 5 F SMD F10 * A V 137 094 * E008 J



TE Part # 214913-E
MSPPM 5 F SMDTHR F6 * A V 137 094 * E008

TE Part # 214356-E
MSPPM 5 F SMD F4 * A V 137 094 * E008 J



TE Part # 364710-E
MSPPM 5 F SMDTHR * 90 A V 137 094 * E008



TE Part # 394571-E
MSPPM 5 F THR * 90 A V 137 094 * E008 J



TE Part # 214915-E
MSPPM 5 F SMDTHR F10 * A V 137 094 * E00

TE Part # 364709-E
MSPPM 5 F SMD * 90 A V 137 094 * E008 J

Also in the Series | ERNI MicroSpeed Power Modules



Board-to-Board Headers & Receptacles(41)



PCB Headers & Receptacles(41)

Rectangular Power Connectors(41)

Customers Also Bought

TE Part #CAT-D48-ST273
DEUTSCH Connector Solid Contacts

TE Part #DT04-2P
REC, 2P, GRY, N

TE Part #DT06-2S
PLG, 2P, GRY, N

TE Part #CAT-D487-W416
Wedgelocks: DEUTSCH DT

TE Part #114017-ZZ
SEALING PLUG, SIZE 12/16, WHT

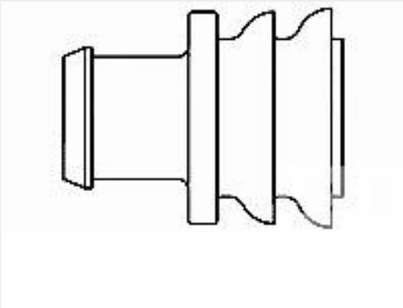

TE Part #281934-2
SINGLE WIRE SEAL

TE Part #CAT-AM71-CH8172
AMP SUPERSEAL 1.5MM, CONNECTOR HOUSING

Documents

Product Drawings

MSPPM 5 M THR * 90 A V 137 094 * E008 J

German

CAD Files

Customer View Model

ENG_CVM_CVM_394573-E_F.3d_stp.zip

English

Customer View Model

ENG_CVM_CVM_394573-E_F.2d_dxf.zip

English

Customer View Model

ENG_CVM_CVM_394573-E_F.3d_igs.zip

English

3D PDF

3D

By downloading the CAD file I accept and agree to the Terms and Conditions of use.

Datasheets & Catalog Pages

Datasheet - ERNI Microspeed 1.0mm Connectors

English