394256-E ✔ ACTIVE

ERNI | ERNI MicroSpeed

TE Internal #: 394256-E

PCB Mount Receptacle, Vertical, Board-to-Board, 133 Position, 1 mm [.039 in] Centerline, Fully Shrouded, Gold (Au), Surface Mount, ERNI MicroSpeed

View on TE.com >

Connectors > PCB Connectors > PCB Headers & Receptacles

PCB Connector Type: **PCB Mount Receptacle**

Connector System: **Board-to-Board**

Number of Positions: **133**

Number of Rows: **7**

Centerline (Pitch): **1 mm [.039 in]**

Features

Product Type Features

PCB Connector Type	PCB Mount Receptacle
Connector System	Board-to-Board
Header Type	Fully Shrouded
Connector & Contact Terminates To	Printed Circuit Board
Connector Product Type	Connector Assembly

Configuration Features

Number of Columns	19
Number of Loaded Positions	133
Connector Contact Load Condition	Fully Loaded
Stackable	Yes
Number of Positions	133
Number of Rows	7
PCB Mount Orientation	Vertical
Board-to-Board Configuration	Orthogonal, Parallel

Electrical Characteristics

Dielectric Withstanding Voltage (Max)	500 Vrms

Signal Characteristics

Data Rate	25 Gb/s

Body Features

Primary Product Color	Black

Contact Features

PCB Contact Termination Area Plating Material Thickness	4 – 6 µm[157.48 – 236.22 µin]
Contact Shape & Form	Dual Beam
Contact Layout	Matrix
Contact Base Material	Copper Alloy
PCB Contact Termination Area Plating Material	Tin
Contact Mating Area Plating Material	Gold (Au)
Contact Type	Receptacle
Contact Current Rating (Max)	1 A

Termination Features

Termination Method to PCB	Surface Mount

Mechanical Attachment

Mounting Alignment Feature Length	.7 mm[.027 in]
Mating Retention	With
PCB Mount Alignment Type	Locating Posts
Mating Alignment Type	Blindmate, Polarization
Connector Mounting Type	Board Mount
Mating Alignment	With
PCB Mount Alignment	With
PCB Mount Retention	With

Housing Features

Centerline (Pitch)	1 mm[.039 in]
Housing Material	Liquid Crystal Polymer (LCP)

Dimensions

Connector Length	21.4 mm[.842 in]
Row-to-Row Spacing	1.25 mm[.049 in]

Stack Height	4 mm

Usage Conditions

Operating Temperature (Max)	125 °C[257 °F]
Operating Temperature Range	-55 – 125 °C[-67 – 257 °F]

Operation/Application

Circuit Application	High Speed Data, Signal

Industry Standards

Compatible With Agency/Standards Products	IEC, UL
Compatible With Approved Standards Products	UL E84703
UL Flammability Rating	UL 94V-0

Packaging Features

Packaging Method	Tape & Reel

Product Compliance

For compliance documentation, visit the product page on TE.com>

EU RoHS Directive 2011/65/EU	Compliant
EU ELV Directive 2000/53/EC	Compliant
China RoHS 2 Directive MIIT Order No 32, 2016	有害物质含量符合标准要求 No Restricted Substance(s) Above Threshold
EU REACH Regulation (EC) No. 1907/2006	Current ECHA Candidate List: FEB 2026 (253) Candidate List Declared Against: JUNE 2025 (250) Does not contain REACH SVHC
Halogen Content	Low Bromine/Chlorine - Br and Cl < 900 ppm per homogenous material. Also BFR /CFR/PVC Free
Solder Process Capability	Not reviewed for solder process capability

Product Compliance Disclaimer

This information is provided based on reasonable inquiry of our suppliers and represents our current actual knowledge based on the information they provided. This information is subject to change. The part numbers that TE has identified as EU RoHS compliant have a maximum concentration of 0.1% by weight in homogenous materials for lead, hexavalent chromium, mercury, PBB, PBDE, DBP, BBP, DEHP, DIBP, and 0.01% for cadmium, or qualify for an exemption to these limits as defined in the Annexes of Directive 2011/65/EU (RoHS2). Finished electrical and electronic equipment products will be CE marked as required by Directive 2011/65/EU. Components may not be CE marked. Additionally, the part numbers that TE has identified as EU ELV compliant have a maximum concentration of 0.1% by weight in homogenous materials for lead, hexavalent chromium, and mercury, and 0.01% for cadmium, or qualify for an exemption to these limits as defined in the Annexes of Directive 2000/53/EC (ELV). Regarding the REACH Regulation, the information TE provides

on SVHC in articles for this part number is based on the latest European Chemicals Agency (ECHA) 'Guidance on requirements for substances in articles' posted at this URL: https://echa.europa.eu/guidance-documents/guidance-on-reach

Compatible Parts



TE Part # 234753-E
MSPEED 133 M SMDTHR M1 * A-G VVVV 137 17



TE Part # 214352-E
MSPEED 133 F SMD F4 * A-G VVVV 137 094 *



TE Part # 394257-E
MSPEED 133 M SMD M1 B A-G VVVV 137 176 *

Also in the Series | ERNI MicroSpeed



Board-to-Board Headers & Receptacles(60)



PCB Headers & Receptacles(67)

Rectangular Power Connectors(50)



Wire-to-Board Headers & Receptacles (7)

Customers Also Bought

TE Part #114017-ZZ
SEALING PLUG, SIZE 12/16, WHT

TE Part #CAT-D48-ST273
DEUTSCH Connector Solid Contacts

TE Part #DT04-2P
REC, 2P, GRY, N

TE Part #DT06-2S
PLG, 2P, GRY, N

TE Part #CAT-D487-W416
Wedgelocks: DEUTSCH DT

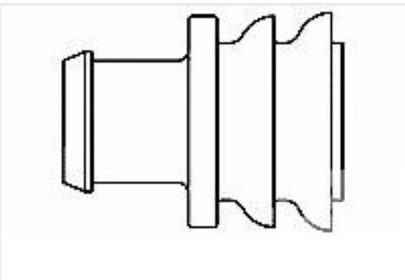

TE Part #281934-2
SINGLE WIRE SEAL

TE Part #CAT-AM71-CH8172
AMP SUPERSEAL 1.5MM, CONNECTOR HOUSING

Documents

Product Drawings

MSPEED 133 F SMD F4 B A-G VVV 137 094 *

German

CAD Files

3D PDF

3D

Customer View Model

ENG_CVM_CVM_394256-E_E.2d_dxf.zip

English

Customer View Model

ENG_CVM_CVM_394256-E_E.3d_stp.zip

English

Customer View Model

ENG_CVM_CVM_394256-E_E.3d_igs.zip

English

By downloading the CAD file I accept and agree to the Terms and Conditions of use.

Datasheets & Catalog Pages

Datasheet - ERNI Microspeed 1.0mm Connectors

Datasheet - ERNI Microspeed 1.0mm Connectors

English