384471-E ✔ ACTIVE

ERNI | ERNI MaxiBridge

TE Internal #: 384471-E

PCB Mount Header, Right Angle, Cable-to-Board, 4 Position, 2.54 mm [.1 in] Centerline, Fully Shrouded, Gold (Au), Surface Mount, ERNI MaxiBridge

View on TE.com >

Connectors > PCB Connectors > PCB Headers & Receptacles

PCB Connector Type: **PCB Mount Header**

Connector System: **Cable-to-Board**

Number of Positions: **4**

Number of Rows: **1**

Centerline (Pitch): **2.54 mm [.1 in]**

Features

Product Type Features

Connector Shape	Rectangular
PCB Connector Type	PCB Mount Header
Connector System	Cable-to-Board
Header Type	Fully Shrouded
Connector & Contact Terminates To	Printed Circuit Board
Connector Product Type	Connector Assembly

Configuration Features

Number of Columns	4
Number of Loaded Positions	4
Connector Contact Load Condition	Fully Loaded
Number of Positions	4
Number of Rows	1
PCB Mount Orientation	Right Angle

Electrical Characteristics

Insulation Resistance	10000 MΩ

Body Features

Primary Product Color	Black

Contact Features

PCB Contact Termination Area Plating Material Thickness	4 – 6 µm[157.48 – 236.22 µin]
Contact Shape & Form	Rectangular
Contact Layout	Inline
Contact Mating Area Length	4.1 mm[.161 in]
Contact Base Material	Copper Alloy
Contact Mating Area Plating Material	Gold (Au)
Contact Type	Pin
Contact Current Rating (Max)	15 A
PCB Contact Termination Area Plating Material	Tin

Termination Features

Termination Method to PCB	Surface Mount

Mechanical Attachment

Mating Retention Type	Latch
Mounting Alignment Feature Length	.75 mm[.029 in]
Mating Retention	With
Mating Alignment Type	Polarization
PCB Mount Alignment Type	Pegs
Connector Mounting Type	Board Mount
Mating Alignment	With
PCB Mount Alignment	With
PCB Mount Retention	With

Housing Features

Centerline (Pitch)	2.54 mm[.1 in]
Housing Material	Liquid Crystal Polymer (LCP)

Dimensions

Connector Width	8.9 mm[.35 in]
Connector Height	5.05 mm[.199 in]
Profile Height from PCB	5.05 mm[.199 in]

Connector Length	16.62 mm[.654 in]

Usage Conditions

Operating Temperature (Max)	150 °C[302 °F]
Operating Temperature Range	-55 – 150 °C[-67 – 302 °F]

Operation/Application

Assembly Process Feature	Pick and Place Cover
Circuit Application	Power & Signal

Industry Standards

Compatible With Agency/Standards Products	DIN, UL
Industry Standard	IEC
UL Flammability Rating	UL 94V-0

Packaging Features

Packaging Reel Diameter	330 mm[12.99 in]
Packaging Quantity	440
Packaging Method	Tape & Reel

Product Compliance

For compliance documentation, visit the product page on TE.com>

EU RoHS Directive 2011/65/EU	Compliant
EU ELV Directive 2000/53/EC	Compliant
China RoHS 2 Directive MIIT Order No 32, 2016	有害物质含量符合标准要求 No Restricted Substance(s) Above Threshold
EU REACH Regulation (EC) No. 1907/2006	Current ECHA Candidate List: FEB 2026 (253) Candidate List Declared Against: JUNE 2025 (250) Does not contain REACH SVHC
Halogen Content	Low Bromine/Chlorine - Br and Cl < 900 ppm per homogenous material. Also BFR /CFR/PVC Free
Solder Process Capability	Not reviewed for solder process capability

Product Compliance Disclaimer

This information is provided based on reasonable inquiry of our suppliers and represents our current actual knowledge based on the information they provided. This information is subject to change. The part numbers that TE has identified as EU RoHS compliant have a maximum concentration of 0.1% by weight in homogenous materials for lead, hexavalent chromium, mercury, PBB, PBDE, DBP, BBP, DEHP, DIBP, and 0.01% for cadmium, or qualify for an exemption to these limits as defined in the Annexes of Directive 2011/65/EU (RoHS2). Finished electrical and electronic equipment products

will be CE marked as required by Directive 2011/65/EU. Components may not be CE marked. Additionally, the part numbers that TE has identified as EU ELV compliant have a maximum concentration of 0.1% by weight in homogenous materials for lead, hexavalent chromium, and mercury, and 0.01% for cadmium, or qualify for an exemption to these limits as defined in the Annexes of Directive 2000/53/EC (ELV). Regarding the REACH Regulation, the information TE provides on SVHC in articles for this part number is based on the latest European Chemicals Agency (ECHA) 'Guidance on requirements for substances in articles' posted at this URL: https://echa.europa.eu/guidance-documents/guidance-on-reach

Compatible Parts

TE Part # 335110-E
SRCBUG A 2,54 2 4 CSI 112 * K-AD B500 J

TE Part # 384453-E
SRCBUG A 2,54 2 4 CSI 112 E1 ADV J 2 324

TE Part # 234832-E
SRCA 2,54 2 M 1 SMD 137 E1 094 * GURT *

TE Part # 254823-E
SRCA 2,54 5 M 1 SMD 137 E1 094 * GURT *

TE Part # 484207-E
SRCBUG A 2,54 2-WH 4 CSI 112 E1 ADV J 2

TE Part # 284121-E
SRCA 2,54 8 M 1 SMD 137 E1 094 * GURT *

TE Part # 284052-E
SRCA 2,54 3 M 1 SMD 137 E1 094 * GURT *

TE Part # 254699-E
SRCA 2,54 6 M 1 SMD 137 E1 094 * GURT *

Also in the Series | ERNI MaxiBridge

Connector Contacts(4)

Hand Crimping Tools(2)

High Speed I/O Cable Assemblies(6)

Insertion & Extraction Tools(1)



PCB Headers & Receptacles(29)



Power Contacts(4)

Rectangular Power Connectors(45)



Wire-to-Board Headers & Receptacles (6)

Customers Also Bought

TE Part #254699-E
SRCA 2,54 6 M 1 SMD 137 E1 094 * GURT *

TE Part #484937-E
M12 FEMALE, D CODE, 4P, 17MM SMT

TE Part #504345-E
MCBP 2 M * SMD 137 * 197 * GU-H * J 2 50

TE Part #374723-E
MSPEED 50 M SMD M1 BE AB VV 137 094 * 2F

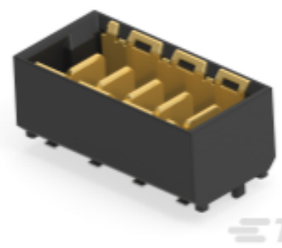

TE Part #214357-E
MSPPM 5 M SMD M1 * A V 137 094 * E008 J

TE Part #384453-E
SRCBUG A 2,54 2 4 CSI 112 E1 ADV J 2 324

TE Part #2-1415898-5
RTS3LF12

TE Part #1-2071576-1
ECK200BAAAEA

TE Part #2176513-9
CJP 1000W 10R 5% Lead

TE Part #119009-ER
MMEZB 1.27 72 V F SMT AUTUBE PEG 4.6

Documents

Product Drawings

SRCA 2,54 4 M 1 SMD 137 E1 094 * GURT *

English

CAD Files

Customer View Model

ENG_CVM_CVM_384471-E_1.3d_igs.zip

English

Customer View Model

ENG_CVM_CVM_384471-E_1.3d_stp.zip

English

Customer View Model

ENG_CVM_CVM_384471-E_1.2d_dxf.zip

English

3D PDF

3D

By downloading the CAD file I accept and agree to the Terms and Conditions of use.

Datasheets & Catalog Pages

Datasheet - ERNI MaxiBridge 2.54mm Connectors

German

Datasheet - ERNI MaxiBridge 2.54mm Connectors

English

Product Specifications

MaxiBridge - Receptacle & Header

English