374730-E ✔ ACTIVE

ERNI | ERNI MicroSpeed

TE Internal #: 374730-E

PCB Mount Receptacle, Vertical, Board-to-Board, 50 Position, 1 mm [.039 in] Centerline, Fully Shrouded, Gold (Au), Surface Mount, ERNI MicroSpeed

View on TE.com >

Connectors > PCB Connectors > PCB Headers & Receptacles

PCB Connector Type: **PCB Mount Receptacle**

Connector System: **Board-to-Board**

Number of Positions: **50**

Number of Rows: **2**

Centerline (Pitch): **1 mm [.039 in]**

Features

Product Type Features

PCB Connector Type	PCB Mount Receptacle
Connector System	Board-to-Board
Header Type	Fully Shrouded
Sealable	No
Connector & Contact Terminates To	Printed Circuit Board
Connector Product Type	Connector Assembly

Configuration Features

Number of Columns	25
Number of Loaded Positions	50
Stacking Configuration	Stack Through
Connector Contact Load Condition	Fully Loaded
Stackable	Yes
Number of Positions	50
Number of Rows	2

PCB Mount Orientation	Vertical

Electrical Characteristics

Impedance	100 Ω
Insulation Resistance	10000 MΩ
Dielectric Withstanding Voltage (Max)	500 Vrms

Signal Characteristics

Data Rate	25 Gb/s

Body Features

Primary Product Color	Black

Contact Features

Contact Shape & Form	Dual Beam
PCB Contact Termination Area Plating Material Thickness	2 – 6 µm[78.74 – 236.22 µin]
Contact Layout	Matrix
Contact Base Material	Copper Alloy
Contact Mating Area Plating Material	Gold (Au)
Contact Type	Receptacle
Contact Current Rating (Max)	1 A
PCB Contact Termination Area Plating Material	Tin

Termination Features

Termination Method to PCB	Surface Mount

Mechanical Attachment

Mounting Alignment Feature Length	.7 mm[.027 in]
PCB Mount Alignment Type	Locating Posts
Mating Alignment Type	Polarizing Rib
Connector Mounting Type	Board Mount
Mating Alignment	With
PCB Mount Alignment	With
PCB Mount Retention	Without

Housing Features

Mating Entry Location	Top
Centerline (Pitch)	1 mm[.039 in]
Housing Material	Liquid Crystal Polymer (LCP)

Dimensions

Connector Width	5.5 mm[.216 in]
Connector Height	3.8 mm[.149 in]
Connector Length	26.95 mm[1.061 in]
Row-to-Row Spacing	1.5 mm[.059 in]
Stack Height	4 mm[.157 in]

Usage Conditions

Operating Temperature (Max)	125 °C[257 °F]
Operating Temperature Range	-55 – 125 °C[-67 – 257 °F]

Operation/Application

Assembly Process Feature	Pick and Place Cover
Shielded	Yes
Circuit Application	Power, Signal & High Speed Data

Industry Standards

Compatible With Agency/Standards Products	DIN, UL
Industry Standard	IEC
Compatible With Approved Standards Products	UL
UL Flammability Rating	UL 94V-0

Packaging Features

Packaging Reel Diameter	330 mm[12.99 in]
Packaging Quantity	400
Packaging Method	Tape & Reel

Product Compliance

For compliance documentation, visit the product page on TE.com>

EU RoHS Directive 2011/65/EU	Compliant
EU ELV Directive 2000/53/EC	Compliant
China RoHS 2 Directive MIIT Order No 32, 2016	有害物质含量符合标准要求 No Restricted Substance(s) Above Threshold
EU REACH Regulation (EC) No. 1907/2006	Current ECHA Candidate List: FEB 2026 (253) Candidate List Declared Against: JUNE 2025 (250) Does not contain REACH SVHC

Halogen Content	Low Bromine/Chlorine - Br and Cl < 900 ppm per homogenous material. Also BFR /CFR/PVC Free
Solder Process Capability	Not reviewed for solder process capability

Product Compliance Disclaimer

This information is provided based on reasonable inquiry of our suppliers and represents our current actual knowledge based on the information they provided. This information is subject to change. The part numbers that TE has identified as EU RoHS compliant have a maximum concentration of 0.1% by weight in homogenous materials for lead, hexavalent chromium, mercury, PBB, PBDE, DBP, BBP, DEHP, DIBP, and 0.01% for cadmium, or qualify for an exemption to these limits as defined in the Annexes of Directive 2011/65/EU (RoHS2). Finished electrical and electronic equipment products will be CE marked as required by Directive 2011/65/EU. Components may not be CE marked. Additionally, the part numbers that TE has identified as EU ELV compliant have a maximum concentration of 0.1% by weight in homogenous materials for lead, hexavalent chromium, and mercury, and 0.01% for cadmium, or qualify for an exemption to these limits as defined in the Annexes of Directive 2000/53/EC (ELV). Regarding the REACH Regulation, the information TE provides on SVHC in articles for this part number is based on the latest European Chemicals Agency (ECHA) 'Guidance on requirements for substances in articles' posted at this URL: https://echa.europa.eu/guidance-documents/guidance-on-reach

Compatible Parts

TE Part # 374732-E
MSPEED 50 M SMD M1 E AB VV 137 094 * 2F



TE Part # 374721-E
MSPEED 50 M SMDTHR * 90E AB VV 137 094 1



TE Part # 244692-E
MSPEED 50 M SMD * 90E AB VV 137 094 * HG

Also in the Series | ERNI MicroSpeed



Board-to-Board Headers & Receptacles(60)



PCB Headers & Receptacles(67)

Rectangular Power Connectors(50)



Wire-to-Board Headers & Receptacles (7)

Customers Also Bought

TE Part #ASA046N0085050A000
617 PLUG, SPEEDTEC

TE Part #BGC906N0000051A000
917 RECEPTACLE, ANGLED, ROTATABLE

TE Part #BSA085N00420100000
923 PLUG, SPEEDTEC

TE Part #7-2301994-3
RJ45 JACK INT.MAG. 1GB LED 1X1

TE Part #1-2366515-8
DYNAMIC D1000 SLIM REC HSG 8P X KEY

TE Part #3-2366515-2
DYNAMIC D1000 SLIM REC HSG 12P X KEY

TE Part #1367643-1
DWDM Cage Assembly, 11 PF

TE Part #7-1393788-1
V23079E1208B301

TE Part #1932258-5
Std USB 3.0, Type A, R/A, T/H,

TE Part #2265628-1
CABLE ASSY. MICRO-MATCH TO NON TE

Documents

Product Drawings

MSPEED 50 F SMD F4 E AB VV 137 094 * * E

German

CAD Files

Customer View Model

ENG_CVM_CVM_374730-E_1.3d_igs.zip

English

Customer View Model

ENG_CVM_CVM_374730-E_1.3d_stp.zip

English

Customer View Model

ENG_CVM_CVM_374730-E_1.2d_dxf.zip

English

3D PDF

3D

By downloading the CAD file I accept and agree to the Terms and Conditions of use.