354664-E ✔ ACTIVE

TE Internal #: 354664-E

Receptacle, Board-to-Board, 48 Position, 5.08 mm [.2 in] Centerline, Printed Circuit Board, 3 Row, Vertical, 16 Column, Eurocard Connectors

View on TE.com >

Connectors > PCB Connectors > Backplane Connectors > Eurocard Connectors




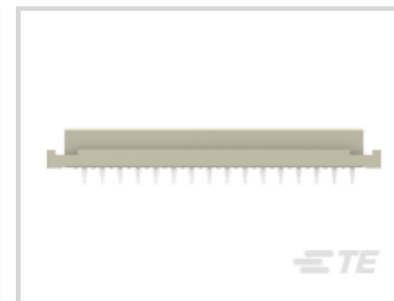
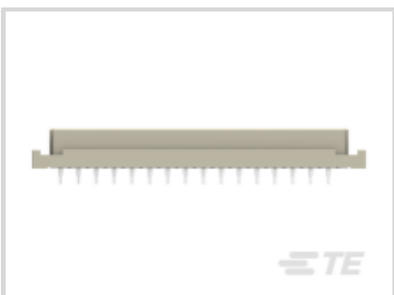

Connector & Housing Type: **Receptacle**

Connector System: **Board-to-Board**

Termination Post & Tail Length: **4.5 mm [.177 in]**

Number of Positions: **48**

Centerline (Pitch): **5.08 mm [.2 in]**

Features

Product Type Features

Connector & Housing Type	Receptacle
Connector System	Board-to-Board
Connector & Contact Terminates To	Printed Circuit Board
Performance Level	II

Configuration Features

Mating & Unmating Configuration	Normal
Number of Positions	48
Number of Rows	3
PCB Mount Orientation	Vertical
Number of Columns	16
Number of Signal Positions	48

Contact Features

Contact Base Material	Copper Alloy
Contact Type	Receptacle

Termination Features

Termination Method to PCB	Through Hole - Press-Fit
Termination Post & Tail Length	4.5 mm[.177 in]

Mechanical Attachment

Connector Mounting Type	Board Mount

Housing Features

Housing Material	PBT GF30
Centerline (Pitch)	5.08 mm[.2 in]

Dimensions

Connector Width	11.6 mm[.456 in]
Connector Height	15.7 mm[.618 in]
Connector Length	95 mm[3.74 in]
Row-to-Row Spacing	5.08 mm[.2 in]

Usage Conditions

Operating Temperature Range	-55 – 125 °C[-67 – 257 °F]

Operation/Application

Circuit Application	Signal

Industry Standards

Compatible With Approved Standards Products	UL E84703

Product Compliance

For compliance documentation, visit the product page on TE.com>

EU RoHS Directive 2011/65/EU	Compliant
EU ELV Directive 2000/53/EC	Not Yet Reviewed
China RoHS 2 Directive MIIT Order No 32, 2016	有害物质含量符合标准要求 No Restricted Substance(s) Above Threshold
EU REACH Regulation (EC) No. 1907/2006	Current ECHA Candidate List: FEB 2026 (253) Candidate List Declared Against: JUNE 2025 (250) Does not contain REACH SVHC
Halogen Content	Not Low Halogen - contains Br or Cl > 900 ppm.
Solder Process Capability	Not reviewed for solder process capability

Product Compliance Disclaimer

This information is provided based on reasonable inquiry of our suppliers and represents our current actual knowledge based on the information they provided. This information is subject to change. The part numbers that TE has identified as EU RoHS compliant have a maximum concentration of 0.1% by weight in homogenous materials for lead, hexavalent chromium, mercury, PBB, PBDE, DBP, BBP, DEHP, DIBP, and 0.01% for cadmium, or qualify for an exemption to these limits as defined in the Annexes of Directive 2011/65/EU (RoHS2). Finished electrical and electronic equipment products will be CE marked as required by Directive 2011/65/EU. Components may not be CE marked. Additionally, the part numbers that TE has identified as EU ELV compliant have a maximum concentration of 0.1% by weight in homogenous materials for lead, hexavalent chromium, and mercury, and 0.01% for cadmium, or qualify for an exemption to these limits as defined in the Annexes of Directive 2000/53/EC (ELV). Regarding the REACH Regulation, the information TE provides on SVHC in articles for this part number is based on the latest European Chemicals Agency (ECHA) 'Guidance on requirements for substances in articles' posted at this URL: https://echa.europa.eu/guidance-documents/guidance-on-reach

Compatible Parts



TE Part # 354871-E
STVE 48 M ACE GGG 4-00 1006 * * 137 E007



TE Part # 354872-E
STVE 48 M ACE GGG 4-00 1006 * * 247 E007



TE Part # 364891-E
STVE 48 M ACE GGG 4-00 GA16 3,8 * 247 E0

Customers Also Bought

TE Part #292171-3
CT POST HDR ASSY 3P IN-TUBE BL

TE Part #5-1419136-2
RY613005

TE Part #5-1622796-0
YR1 0.1% 205K



TE Part #6-1623795-8
SQP10 390R 5% WIRE

TE Part #1761465-1
PCI Express RA assy 5.8mm slot 2.3 mm pc

TE Part #1775134-1
MOD JACK, RJ45, SINGLE, 6u" Au

TE Part #1977831-2
DIP SWITCH GDH04SATR04

TE Part #2007178-1
SFP+ 1x4 Cage Assembly, Light

TE Part #5-2176343-4
CRGCQ 1206 270K 1%



TE Part #2331412-1
DET SW4.2X3.6X1.2 GW VERT(DW) NO AGAU RL

Documents

Product Drawings

STVE 48 F ACE GGG 7-02 EE 4,5 * 247 E 17

English

CAD Files

3D PDF

3D

Customer View Model

ENG_CVM_CVM_354664-E_A.3d_igs.zip

English

Customer View Model

ENG_CVM_CVM_354664-E_A.3d_stp.zip

English

Customer View Model

ENG_CVM_CVM_354664-E_A.2d_dxf.zip

English

By downloading the CAD file I accept and agree to the Terms and Conditions of use.

Product Specifications

Product Specification

English