354266-E ✔ ACTIVE

ERNI | ERNI MicroSpeed Power Modules

TE Internal #: 354266-E

PCB Mount Receptacle, Vertical, Board-to-Board, 5 Position, 2 mm [.079 in] Centerline, Fully Shrouded, Gold (Au), ERNI MicroSpeed Power Modules

View on TE.com >

Connectors > PCB Connectors > PCB Headers & Receptacles

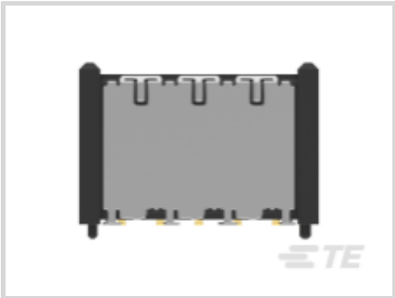
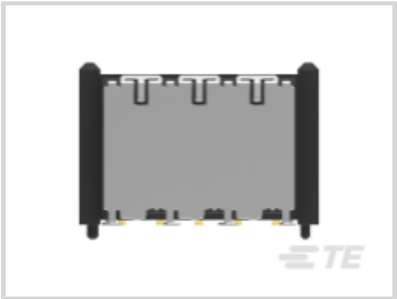

PCB Connector Type: **PCB Mount Receptacle**

Connector System: **Board-to-Board**

Number of Positions: **5**

Number of Rows: **1**

Centerline (Pitch): **2 mm [.079 in]**

Features

Product Type Features

Mixed & Hybrid Header	No
Connector Shape	Rectangular
PCB Connector Type	PCB Mount Receptacle
Connector System	Board-to-Board
Header Type	Fully Shrouded
Sealable	No
Connector & Contact Terminates To	Printed Circuit Board
Connector Product Type	Connector Assembly

Configuration Features

Number of Columns	5
Number of Loaded Positions	5
Connector Contact Load Condition	Fully Loaded
Number of Positions	5
Number of Rows	1

PCB Mount Orientation	Vertical
Board-to-Board Configuration	Orthogonal, Parallel
Number of Power Positions	5

Electrical Characteristics

Insulation Resistance	10000 MΩ

Body Features

Primary Product Color	Black

Contact Features

PCB Contact Termination Area Plating Material Thickness	4 – 6 µm[157.48 – 236.22 µin]
Contact Layout	Inline
Contact Base Material	Copper Alloy
Contact Mating Area Plating Material	Gold (Au)
Contact Type	Receptacle
Contact Current Rating (Max)	18 A
PCB Contact Termination Area Plating Material	Tin

Termination Features

Termination Method to PCB	Surface Mount

Mechanical Attachment

Panel Mount Feature	Without
Mating Retention	Without
PCB Mount Alignment Type	Locating Posts
Mating Alignment Type	Blindmate, Polarization
Connector Mounting Type	Board Mount
Mating Alignment	With
PCB Mount Alignment	With
PCB Mount Retention	Without

Housing Features

Mating Entry Location	Top
Centerline (Pitch)	2 mm[.079 in]
Housing Material	Liquid Crystal Polymer (LCP)

Dimensions

Connector Width	5.5 mm[.217 in]

Connector Height	9.4 mm[.37 in]
Connector Length	12.4 mm[.488 in]
Stack Height	8 mm[.315 in]

Usage Conditions

Operating Temperature (Max)	125 °C[257 °F]
Operating Temperature Range	-55 – 125 °C[-67 – 257 °F]

Operation/Application

Circuit Application	Power

Industry Standards

Compatible With Agency/Standards Products	CSA, UL
Glow Wire Rating	Standard Part - Not Glow Wire
UL Flammability Rating	UL 94V-0

Packaging Features

Packaging Quantity	260
Packaging Method	Reel

Product Compliance

For compliance documentation, visit the product page on TE.com>

EU RoHS Directive 2011/65/EU	Compliant
EU ELV Directive 2000/53/EC	Not Yet Reviewed
China RoHS 2 Directive MIIT Order No 32, 2016	有害物质含量符合标准要求 No Restricted Substance(s) Above Threshold
EU REACH Regulation (EC) No. 1907/2006	Current ECHA Candidate List: JUNE 2025 (250) Candidate List Declared Against: JAN 2025 (247) Does not contain REACH SVHC
Halogen Content	Not Yet Reviewed for halogen content
Solder Process Capability	Not reviewed for solder process capability

Product Compliance Disclaimer

This information is provided based on reasonable inquiry of our suppliers and represents our current actual knowledge based on the information they provided. This information is subject to change. The part numbers that TE has identified as EU RoHS compliant have a maximum concentration of 0.1% by weight in homogenous materials for lead, hexavalent chromium, mercury, PBB, PBDE, DBP, BBP, DEHP, DIBP, and 0.01% for cadmium, or qualify for an exemption to these limits as defined in the Annexes of Directive 2011/65/EU (RoHS2). Finished electrical and electronic equipment products will be CE marked as required by Directive 2011/65/EU. Components may not be CE marked. Additionally, the part numbers that TE has identified as EU ELV compliant have a maximum concentration of 0.1% by weight in homogenous

materials for lead, hexavalent chromium, and mercury, and 0.01% for cadmium, or qualify for an exemption to these limits as defined in the Annexes of Directive 2000/53/EC (ELV). Regarding the REACH Regulation, the information TE provides on SVHC in articles for this part number is based on the latest European Chemicals Agency (ECHA) 'Guidance on requirements for substances in articles' posted at this URL: https://echa.europa.eu/guidance-documents/guidance-on-reach

Compatible Parts

TE Part # 364704-E
MSPPM 5 M SMDTHR * 90B A V 137 094 * E00



TE Part # 354276-E
MSPPM 5 M SMDTHR M1 B A V 137 094 * E008

TE Part # 354281-E
MSPPM 5 M SMD M10 B A V 137 094 * E008 J

TE Part # 354264-E
MSPPM 5 F SMD F6 B A V 137 094 * E008 J

TE Part # 354262-E
MSPPM 5 F SMD F4 B A V 137 094 * E008 J

TE Part # 364703-E
MSPPM 5 M SMD * 90B A V 137 094 * E008 J

TE Part # 394572-E
MSPPM 5 M THR * 90B A V 137 094 * E008 J

TE Part # 354282-E
MSPPM 5 M SMDTHR M10 B A V 137 094 * E00

TE Part # 354275-E
MSPPM 5 M SMD M1 B A V 137 094 * E008 J



TE Part # 374955-E
MSPPM 5 M THR M1 B A V 137 094 * E008 J

Also in the Series | ERNI MicroSpeed Power Modules



Board-to-Board Headers & Receptacles(41)



PCB Headers & Receptacles(41)

Rectangular Power Connectors(41)

Documents

Product Drawings

MSPPM 5 F SMD F8 B A V 137 094 * E008 J

German

CAD Files

Customer View Model

ENG_CVM_CVM_354266-E_1.3d_igs.zip

English

Customer View Model

ENG_CVM_CVM_354266-E_1.3d_stp.zip

English

Customer View Model

ENG_CVM_CVM_354266-E_1.2d_dxf.zip

English

3D PDF

3D

By downloading the CAD file I accept and agree to the Terms and Conditions of use.

Datasheets & Catalog Pages

ERNI MicroSpeed Power

English

ERNI MicroSpeed Power

German