# 294257-E ✔ ACTIVE

ERNI | ERNI MicroCon

TE Internal #: 294257-E

PCB Mount Receptacle, Right Angle, Board-to-Board, 50 Position, .8 mm [.031 in] Centerline, Fully Shrouded, Gold (Au), Surface Mount, ERNI MicroCon

View on TE.com >

Connectors > PCB Connectors > PCB Headers & Receptacles

PCB Connector Type: **PCB Mount Receptacle**

Connector System: **Board-to-Board**

Number of Positions: **50**

Number of Rows: **2**

Centerline (Pitch): **.8 mm [ .031 in ]**

## Features

### Product Type Features

| | |
|---|---|
| Connector Shape | Rectangular |
| PCB Connector Type | PCB Mount Receptacle |
| Connector System | Board-to-Board |
| Header Type | Fully Shrouded |
| Connector & Contact Terminates To | Printed Circuit Board |
| Connector Product Type | Connector Assembly |

### Configuration Features

| | |
|---|---|
| Number of Columns | 25 |
| Connector Contact Load Condition | Fully Loaded |
| Number of Loaded Positions | 50 |
| Number of Positions | 50 |
| Number of Rows | 2 |
| PCB Mount Orientation | Right Angle |
| Board-to-Board Configuration | Perpendicular |

## Electrical Characteristics

| | |
|---|---|
| Insulation Resistance | 100 MΩ |
| Dielectric Withstanding Voltage (Max) | 500 Vrms |

## Body Features

| | |
|---|---|
| Primary Product Color | Black |

## Contact Features

| | |
|---|---|
| PCB Contact Termination Area Plating Material Thickness | 4 – 6 µm[157.48 – 236.22 µin] |
| Contact Layout | Matrix |
| Contact Base Material | Copper Alloy |
| Contact Mating Area Plating Material | Gold (Au) |
| Contact Type | Socket |
| Contact Current Rating (Max) | 1.68 A |
| PCB Contact Termination Area Plating Material | Tin |

## Termination Features

| | |
|---|---|
| Termination Method to PCB | Surface Mount |

## Mechanical Attachment

| | |
|---|---|
| PCB Mount Alignment Type | Pegs |
| Mounting Alignment Feature Length | .7 mm[.027 in] |
| Mating Alignment Type | Polarization |
| Connector Mounting Type | Board Mount |
| Mating Alignment | With |
| PCB Mount Alignment | With |
| PCB Mount Retention | With |

## Housing Features

| | |
|---|---|
| Mating Entry Location | Side |
| Centerline (Pitch) | .8 mm[.031 in] |
| Housing Material | Liquid Crystal Polymer (LCP) |

## Usage Conditions

| | |
|---|---|
| Operating Temperature (Max) | 125 °C[257 °F] |
| Operating Temperature Range | -55 – 125 °C[-67 – 257 °F] |

## Operation/Application

| | |
|---|---|
| Circuit Application | Power & Signal |

### Industry Standards

| | |
|---|---|
| UL Flammability Rating | UL 94V-0 |

### Packaging Features

| | |
|---|---|
| Packaging Method | Tape & Reel |

## Product Compliance

For compliance documentation, visit the product page on TE.com>

| | |
|---|---|
| EU RoHS Directive 2011/65/EU | Compliant |
| EU ELV Directive 2000/53/EC | Compliant |
| China RoHS 2 Directive MIIT Order No 32, 2016 | 有害物质含量符合标准要求 No Restricted Substance(s) Above Threshold |
| EU REACH Regulation (EC) No. 1907/2006 | Current ECHA Candidate List: FEB 2026 (253)<br>Candidate List Declared Against: JUNE 2025 (250)<br>Does not contain REACH SVHC |
| Halogen Content | Low Bromine/Chlorine - Br and Cl < 900 ppm per homogenous material. Also BFR /CFR/PVC Free |
| Solder Process Capability | Not reviewed for solder process capability |

Product Compliance Disclaimer

This information is provided based on reasonable inquiry of our suppliers and represents our current actual knowledge based on the information they provided. This information is subject to change. The part numbers that TE has identified as EU RoHS compliant have a maximum concentration of 0.1% by weight in homogenous materials for lead, hexavalent chromium, mercury, PBB, PBDE, DBP, BBP, DEHP, DIBP, and 0.01% for cadmium, or qualify for an exemption to these limits as defined in the Annexes of Directive 2011/65/EU (RoHS2). Finished electrical and electronic equipment products will be CE marked as required by Directive 2011/65/EU. Components may not be CE marked. Additionally, the part numbers that TE has identified as EU ELV compliant have a maximum concentration of 0.1% by weight in homogenous materials for lead, hexavalent chromium, and mercury, and 0.01% for cadmium, or qualify for an exemption to these limits as defined in the Annexes of Directive 2000/53/EC (ELV). Regarding the REACH Regulation, the information TE provides on SVHC in articles for this part number is based on the latest European Chemicals Agency (ECHA) 'Guidance on requirements for substances in articles' posted at this URL: https://echa.europa.eu/guidance-documents/guidance-on-reach

## Compatible Parts

TE Part # 294151-E
DRCQ 0,80 50 M 2 SMD M2 137 E009 176 GU-

TE Part # 294139-E
DRCQ 0,80 50 M 2 SMD M1 137 E009 176 GU-

## Also in the Series | ERNI MicroCon



Board-to-Board Headers & Receptacles(44)



PCB Headers & Receptacles(44)

Rectangular Power Connectors(44)

## Customers Also Bought

TE Part #154764-E
SMCB 26 M AB VV 7-03 CL * 0007 137 E004



TE Part #294006-E
DRCB 0,80 50 F SMD F4 137 E009 094 GU-H

TE Part #294139-E
DRCQ 0,80 50 M 2 SMD M1 137 E009 176 GU-

TE Part #294288-E
DRCB 0,80 50 M SMD * 137 E009 196 GURT *

TE Part #244856-E
SMCQ 50 M AB VV 8-03 CL * H007 137 E005

TE Part #154807-E
SMCB 50 F AB VV 7-13 CL * H007 137 E002



TE Part #154765-E
SMCB 50 M AB VV 7-03 CL * 0007 137 E004

TE Part #1367073-2
20 POS SMT CONN, SFP, 30AU

TE Part #6-1676914-7
YR1 0.1% 59K

TE Part #3-6116353-2
INV MJ,1X2,PNL GRD,LED (G/Y)

## Documents

### CAD Files

**Customer View Model**

ENG_CVM_CVM_294257-E_1.3d_igs.zip

English

**Customer View Model**

ENG_CVM_CVM_294257-E_1.3d_stp.zip

English

**Customer View Model**

ENG_CVM_CVM_294257-E_1.2d_dxf.zip

English

**3D PDF**

3D

By downloading the CAD file I accept and agree to the Terms and Conditions of use.

### Datasheets & Catalog Pages

**ERNI MicroCon Connector**

English

**ERNI MicroCon 0.8 mm Connectors**

German

**ERNI MicroCon 0.8 mm Connectors**

English