1	2	3	4

Assemble parts Follow chart 1

PARTS NO	10166410-W**000*LF
HOUSING	10166407-W***0R
TPA(BLACK)	10166408-T**A0R
CPA(RED)	10161618-001R

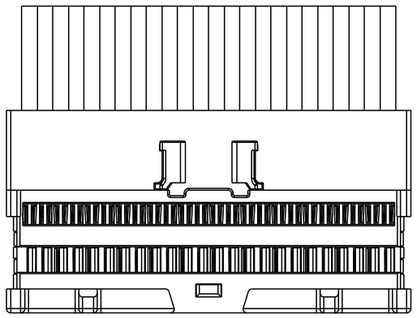

Step 1: assemble terminal (crimp with cable)

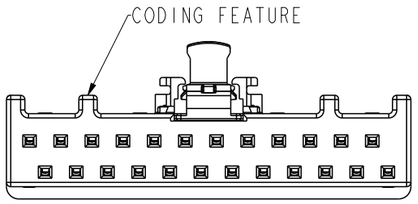

Step 2: Assemble TPA
(Fixed the TPA to final location)

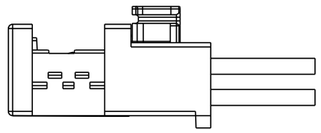

Step 3: Assemble CPA

Assemble parts Follow chart 2

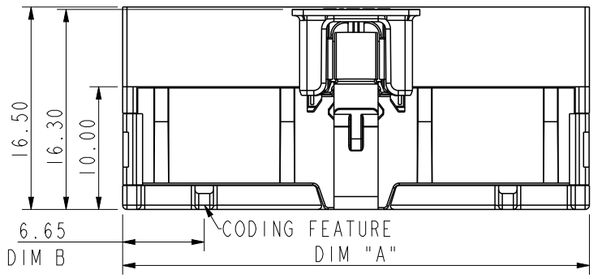

Coding	DIM B
A	6.65
B	6.15
C	5.65
D	7.15

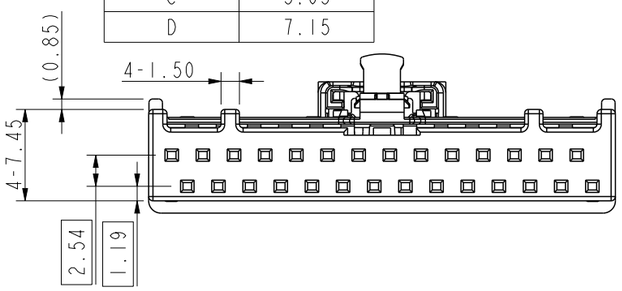

Step 1: Assemble TPA
attention on the TPA fixed as the drawing
Step 2: Assemble CPA
Step 3: Assemble Terminals
Step 4: Fixed the TPA to the final location.

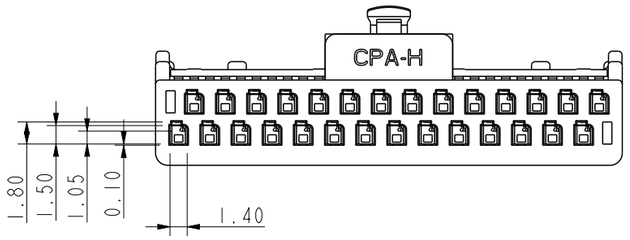

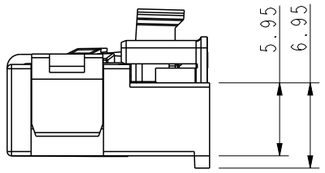

PART NUMBER SCHEME

10166410-XXXX00XLF

- CONNECTOR STYLE
  W: WIRE LOCK
- PIN NUMBER
  36- 36 PIN

  28- 28 PIN
  ...
- CONTACT AREA PLATING
  0. 40u"TIN
- CODING TYPE(SEE NOTES 7)
  0: NO CODING FEATURE (BLACK)
  A: DIM B 6.65 BLACK
  B: DIM B 6.15 GREEN(RAL6002)
  C: DIM B 5.65 WHITE(RAL9001)
  D: DIM B 7.15 BORDEAUX(RAL4004)
- LEAD FREE

PIN NUMBER	DIM "A"
36 Pin	48.21
34 Pin	45.67
32 Pin	43.13
30 Pin	40.59
28 Pin	38.05
26 Pin	35.51
24 Pin	32.97
22 Pin	30.43
20 Pin	27.89
18 Pin	25.35
16 Pin	22.81
14 Pin	20.27
12 Pin	17.73
10 Pin	15.19

Housing Part code:
10166407 - W X X X 0 R

- Wirelock
- PIN NUMBERS
  12 PIN
  20 PIN
  24 PIN
  -----
  36 PIN
- CODING TYPE (HOUSING COLOR)
  A: DIM F 6.65 BLACK
  B: DIM F 6.15 GREEN(RAL6002)
  C: DIM F 5.65 WHITE(RAL9001)
  D: DIM F 7.15 BORDEAUX(RAL4004)

TPA Part code:
10166408 - T X X A 0 R

- TPA (Black)
- PIN NUMBERS
  12 PIN
  20 PIN
  24 PIN
  ----
  36 PIN

NOTES:
1. MATERIAL:
   1.1 HOUSING & TPA & CPA: HTN OR PA
   1.2 TERMINAL : 10163003
2. PLATING:
   2.1 CONTACT AREA: ACCORDING TO PART NUMBER;
   2.2 SOLDER TAIL: TIN PLATING.
3. PRODUCT SPEC GX-12-1535
4. THIS HOUSIONG CAN NOT WITHSTAND EXPOSURE TO 260°C PEAK TEMPERATURE FOR IR REFLOW SOLDERING APPLICATION.
5. THIS PRODUCT MEETS EUROPEAN UNION DIRECTIVES AND OTHER COUNTRYREGULATIONS AS DESCRIBED IN GS-47-0004..
6. RA 10166410 CAN MATE WITH RA 10166409 & 10158557 WITH CODING FEATURE
7. THIS PRODUCT PIN NUMBER:36PIN MAX AND 20PIN MIN WITH CODING FEATURE AND ONLY CODING ABC FOR 20PIN & CODING ABCD FOR 22-36PIN
8. 10166410-XXXX000LF CAN MATE 10158557 WITH NO CODING FEATURE AND SUPPORT 10-36PIN

spec ref				dr	Ward Wang	2023/02/21	projection	mm	size A3 / scale 1:1
tolerance std	TOLERANCES UNLESS OTHERWISE SPECIFIED			eng	Ward Wang	2024/11/28			ecn no ELX-N-51241-1
				chr	-	-			rel level Released
surface -	linear	0.X	±0.5	appr	Tim Yao	2024/11/28	product family -		
		0.XX	±0.25	Amphenol FCi	title: FlexLock Cable kits Flex to Wire 2.54mm Pitch Connector		dwg no 10166410c		rev C
		0.XXX	±0.10	amphenol-icc.com	cat. no. -		Product - Customer Drw		sheet 1 of 1
	angular	0°	±2°						

© 2020 Amphenol Corporation

Creo File:ELX-WC-A3C,REV F,2020-12-21

PDS: Rev :C

STATUS:Released

Printed: Nov 28, 2024