# 094-6236-0000 ✔ ACTIVE

Microdot

TE Internal #: 1532188-2

15 Position D-Shaped Connector, Receptacle, Cable-to-Board, Panel Mount, 1.27 mm [.05 in] Centerline, Wire & Cable, Signal

View on TE.com >

Connectors > D-Shaped Connectors

Number of Positions: **15**

Connector & Housing Type: **Receptacle**

Connector System: **Cable-to-Board**

Connector Mounting Type: **Panel Mount**

Centerline (Pitch): **1.27 mm [ .05 in ]**

## Features

### Product Type Features

| | |
|---|---|
| Connector & Housing Type | Receptacle |
| Connector System | Cable-to-Board |
| Connector & Contact Terminates To | Wire & Cable |

### Configuration Features

| | |
|---|---|
| Number of Positions | 15 |

### Contact Features

| | |
|---|---|
| Contact Current Rating (Max) | 3 A |
| Contact Options | Installed |

### Termination Features

| | |
|---|---|
| Termination Method to Wire & Cable | Solder Cup |

### Mechanical Attachment

| | |
|---|---|
| Connector Mounting Type | Panel Mount |

### Housing Features

| | |
|---|---|
| Centerline (Pitch) | 1.27 mm[.05 in] |

### Usage Conditions

| | |
|---|---|
| Operating Temperature Range | -55 – 125 °C[-67 – 257 °F] |

### Operation/Application

| | |
|---|---|
| Circuit Application | Signal |

## Product Compliance

For compliance documentation, visit the product page on TE.com>

| | |
|---|---|
| EU RoHS Directive 2011/65/EU | Not Compliant |
| EU ELV Directive 2000/53/EC | Not Compliant |
| China RoHS 2 Directive MIIT Order No 32, 2016 | 有害物质含量超出标准 Restricted Substance(s) Above Threshold |
| EU REACH Regulation (EC) No. 1907/2006 | Current ECHA Candidate List: JUNE 2025 (250)<br>Candidate List Declared Against: JAN 2025 (247)<br>SVHC > Threshold:<br>Cd (100% in 10563731072)<br>Article Safe Usage Statements:<br>Use personal protective equipment as required. Do not eat, drink or smoke when using this product. Recycle if possible and dispose of the article by following all applicable governmental regulations relevant to your geographic location. |
| Halogen Content | Low Halogen - Br, Cl, F < 900 ppm per homogenous material. Also BFR/CFR/PVC Free |
| Solder Process Capability | Not lead free process capable |

Product Compliance Disclaimer

This information is provided based on reasonable inquiry of our suppliers and represents our current actual knowledge based on the information they provided. This information is subject to change. The part numbers that TE has identified as EU RoHS compliant have a maximum concentration of 0.1% by weight in homogenous materials for lead, hexavalent chromium, mercury, PBB, PBDE, DBP, BBP, DEHP, DIBP, and 0.01% for cadmium, or qualify for an exemption to these limits as defined in the Annexes of Directive 2011/65/EU (RoHS2). Finished electrical and electronic equipment products will be CE marked as required by Directive 2011/65/EU. Components may not be CE marked. Additionally, the part numbers that TE has identified as EU ELV compliant have a maximum concentration of 0.1% by weight in homogenous materials for lead, hexavalent chromium, and mercury, and 0.01% for cadmium, or qualify for an exemption to these limits as defined in the Annexes of Directive 2000/53/EC (ELV). Regarding the REACH Regulation, the information TE provides on SVHC in articles for this part number is based on the latest European Chemicals Agency (ECHA) 'Guidance on requirements for substances in articles' posted at this URL: https://echa.europa.eu/guidance-documents/guidance-on-reach

## Compatible Parts

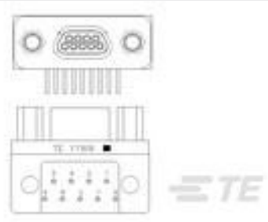

TE Part # 1532250-2
M83513/10-A01CP = MCKS-C2-P-9PRT1

## Customers Also Bought

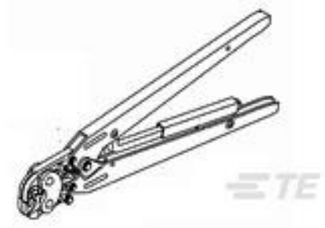

TE Part #46121
DAHT PG PIDG 26-22 ASSY

TE Part #320555
KNIFE DISCONNECT,N PIDG 22-16

TE Part #794185-1
02P MINI UMNL2 CAP HSG UL94V0

TE Part #794228-1
MINI UMNL2 PIN 22-18 AWG SN LP

TE Part #1532209-1
M83513/01-AN, MCKS-N1-B-9PS

TE Part #1532211-1
M83513/01-CN, MCKS-N1-B-21PS

TE Part #3-1879501-0
CRGH2512 5% 16R 2W

TE Part #2102772-1
DC, 7Row, Half Left End, MULTIGIG RT 2R



TE Part #5-2176530-3
3504G 3A 1K91 1% 1K RL



TE Part #2302785-1
RA PLUG ASSY,7ROW,CENTER,VPX, MG RT3

## Documents

### Product Drawings

M83513/02-BC, MCKS-C2-B-15SS

English

### CAD Files

Customer View Model

ENG_CVM_CVM_1532188-2_B.2d_dxf.zip

English

3D PDF

3D

Customer View Model

ENG_CVM_CVM_1532188-2_B.3d_igs.zip

English

Customer View Model

ENG_CVM_CVM_1532188-2_B.3d_stp.zip

English

By downloading the CAD file I accept and agree to the Terms and Conditions of use.